

PRKD2 antibody

Catalog Number: 114201

Product name

PRKD2 antibody

IP: 1:200-1:2000

IHC: 1:20-1:200


Specificity

Human, Mouse, Rat; other species not tested.

Validations

Antibody description

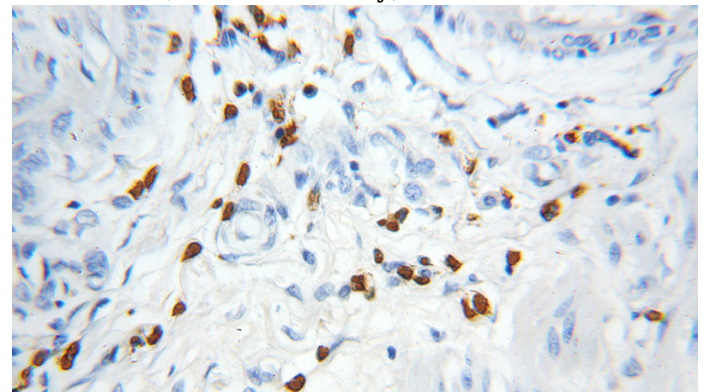
PRKD2 Rabbit Polyclonal antibody. Positive IHC detected in human colon cancer tissue. Positive WB detected in human brain tissue, HeLa cells, human kidney tissue. Positive IP detected in HeLa cells. Observed molecular weight by Western-blot: 97 kDa



Preparation

This antibody was obtained by immunization of PRKD2 recombinant protein (Accession Number: BC025307). Purification method: Antigen affinity purified.

human brain tissue were subjected to SDS PAGE followed by western blot with Catalog No:114201 (PRKD2 antibody) at dilution of 1:500



Formulation

PBS with 0.1% sodium azide and 50% glycerol pH 7.3.

Storage

Store at -20°C. DO NOT ALIQUOT

Immunohistochemical of paraffin-embedded human colon cancer using Catalog No:114201 (PRKD2 antibody) at dilution of 1:100 (under 10x lens)

Clonality

Polyclonal

Ig Type

Rabbit IgG

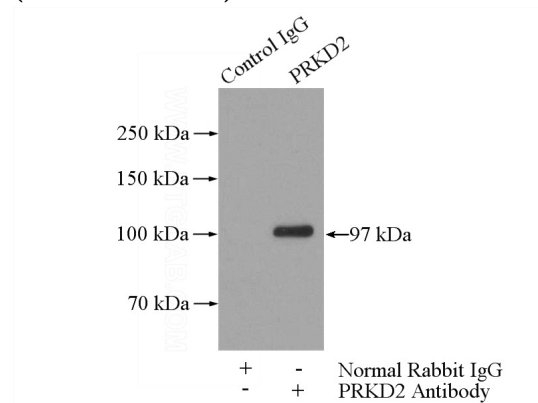
Applications

ELISA, WB, IHC, IP

Dilutions

Recommended Dilution:

WB: 1:500-1:5000



IP Result of anti-PRKD2 (IP:Catalog No:114201,

PRKD2 antibody



Catalog Number: 114201

4ug; Detection:Catalog No:114201 1:500) with HeLa cells lysate 1200ug.