

GRB7 antibody

Catalog Number: 111201

Product name

GRB7 antibody

IP: 1:200-1:2000

IF: 1:10-1:100


Specificity

Human, Mouse; other species not tested.

Validations

Antibody description

GRB7 Rabbit Polyclonal antibody. Positive IP detected in A431 cells. Positive WB detected in A431 cells, HEK-293 cells, mouse brain tissue. Positive IF detected in A431 cells. Observed molecular weight by Western-blot: 60-70 kDa




Preparation

This antibody was obtained by immunization of GRB7 recombinant protein (Accession Number: NM_001030002). Purification method: Protein A purified.

A431 cells were subjected to SDS PAGE followed by western blot with Catalog No:111201(GRB7 antibody) at dilution of 1:1000

Formulation

PBS with 0.1% sodium azide and 50% glycerol pH 7.3.



Storage

Store at -20°C. DO NOT ALIQUOT

Clonality

Polyclonal

Ig Type

Rabbit IgG

Applications


ELISA, WB, IP, IF

Dilutions

Recommended Dilution:

WB: 1:500-1:5000

IP Result of anti-GRB7 (IP:Catalog No:111201, 3ug; Detection:Catalog No:111201 1:500) with



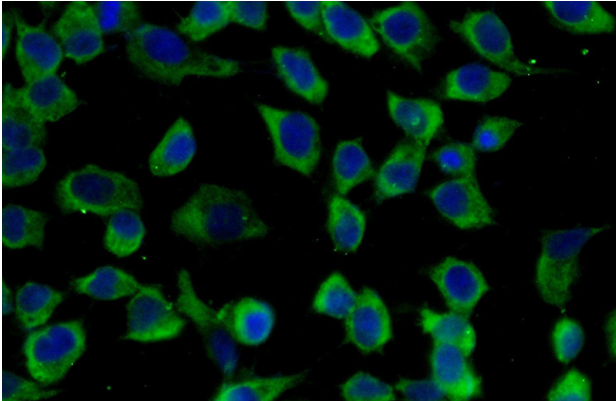
A431 cells lysate 3300ug.

HEK-293 cells were subjected to SDS PAGE followed by western blot with Catalog

GRB7 antibody

Catalog Number: 111201

No:111201(GRB7 Antibody) at dilution of 1:1000



Immunofluorescent analysis of (-20oc Ethanol) fixed A431 cells using Catalog No:111201(GRB7 Antibody) at dilution of 1:25 and Alexa Fluor 488-conjugated AffiniPure Goat Anti-Rabbit IgG(H+L)