

TLR7 Polyclonal Antibody



Catalog Number: 160201

Product name

TLR7 Polyclonal Antibody

Specificity

Human, Mouse

Antibody description

Polyclonal antibody to TLR7

Preparation

Antigen: Recombinant fusion protein containing a sequence corresponding to amino acids 30-230 of human TLR7 (NP_057646.1).

Formulation

PBS with 0.02% sodium azide, 50% glycerol, pH7.3.

Storage

Store at -20°C. Avoid freeze / thaw cycles.

Clonality

Polyclonal

Ig Type

Rabbit IgG

Applications

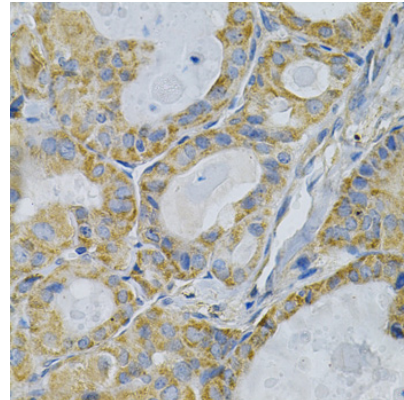
IHC, IF

Dilutions

IHC 1:50 - 1:200

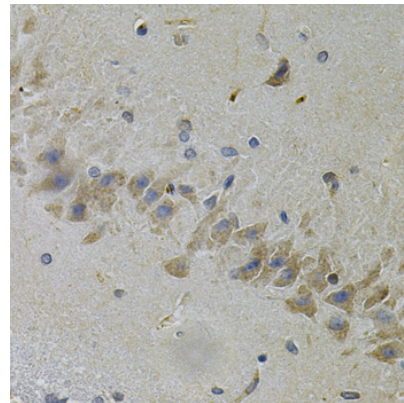
IF 1:50 - 1:200

Validations



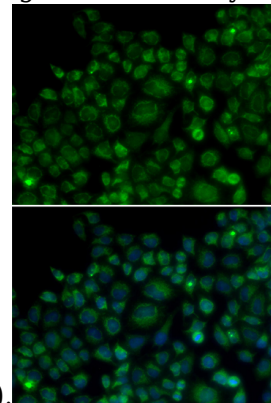
Immunohistochemistry - TLR7 Polyclonal Antibody

Immunohistochemistry of paraffin-embedded human thyroid cancer using TLR7 Antibody at dilution of 1:100 (40x lens).



Immunohistochemistry - TLR7 Polyclonal Antibody

Immunohistochemistry of paraffin-embedded mouse brain using TLR7 Antibody at dilution of



1:100 (40x lens).

Immunofluorescence - TLR7 Polyclonal Antibody

Immunofluorescence analysis of MCF-7 cells using TLR7 antibody . Blue: DAPI for nuclear staining.