

Anti-GALNT2 antibody



Catalog Number: 142901

Product name

Anti-GALNT2 antibody

Immunogen

[Human GALNT2 / GalNAc-T2 \(His Tag\) recombinant protein](#)

Specificity

Human GALNT2 / GalNAc-T2

Antibody description

Rabbit Polyclonal to Human GALNT2

Preparation

Produced in rabbits immunized with purified, recombinant Human GALNT2 / GalNAc-T2 . GALNT2 / GalNAc-T2 specific IgG was purified by Human GALNT2 / GalNAc-T2 affinity chromatography.

Formulation

0.2 µm filtered solution in PBS

Storage

This antibody can be stored at 2°C-8°C for one month without detectable loss of activity. Antibody products are stable for twelve months from date of receipt when stored at -20°C to -80°C.

Preservative-Free.

Sodium azide is recommended to avoid contamination (final concentration 0.05%-0.1%). It is toxic to cells and should be disposed of properly. Avoid repeated freeze-thaw cycles.

Clonality

Polyclonal

Ig Type

Rabbit IgG

Applications

WB, ELISA, IHC-P, ICC/IF, IF, IP

Dilutions

WB: 5-20 µg/ml

ELISA: 0.1-0.2 µg/mL

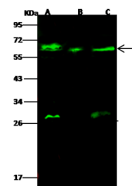
This antibody can be used at 0.1-0.2 µg/mL with the appropriate secondary reagents to detect Human GALNT2 / GalNAc-T2.

IHC-P: 0.1-2µg/mL

ICC/IF: 0.5-3µg/mL

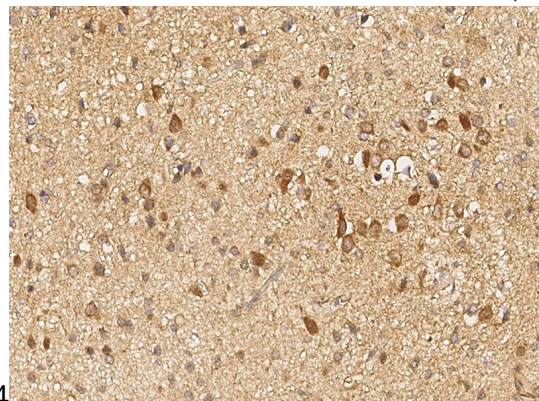
IP: 1-4 uL/mg of lysate

Validations



Lanes	A	B	C
Sample (whole cell lysate)	A549	Hela	U87MG
Sample Volume (µg/lane)	30	30	30
Gel	13% SDS-PAGE reducing gel		
Recommended Concentration	5-20 µg/ml		
Secondary Antibody	Dylight 800 labeled Antibody to Rabbit IgG (H+L), at 1:5000 dilution. Developed using Odyssey imaging system.		
Explanation	Predicted band size : 65 kDa Observed band size : 65 kDa Additional bands at : 28 kDa (We are unsure as to the identity of these extra bands.)		

Human GALNT2 / GalNAc-T2 Western blot (WB)



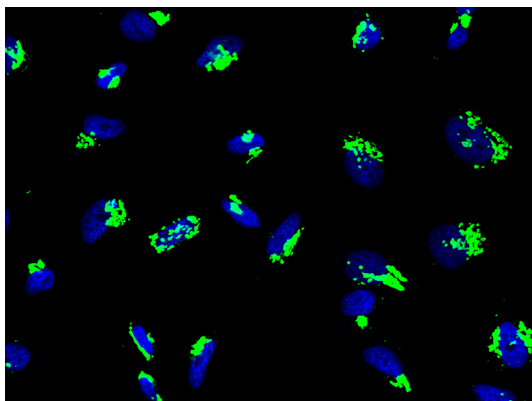
15674

Human GALNT2 / GalNAc-T2
Immunohistochemistry(IHC) 15675

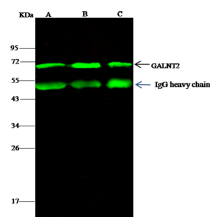
Anti-GALNT2 antibody



Catalog Number: 142901



Human GALNT2 / GalNAc-T2
Immunofluorescence(IF) 15676



Items \ Lanes	A	B	C
Sample (whole cell lysate)	A549	HeLa	U87-MG
Sample quantity	0.5 mg		
IP antibody quantity	4 μ L		
Protein G agarose	15 μ l of 50% Protein G Agarose		
Gel	13% SDS-PAGE reducing gel		
Primary antibody	HS-GALNT2 antibody at 10 μ g/ml		
Secondary antibody	DyLight 800-labeled antibody to rabbit IgG (H+L), at 1:5000 dilution		

Human GALNT2 / GalNAc-T2
Immunoprecipitation(IP) 15677