

C9orf61 antibody

Catalog Number: 108801

Product name

C9orf61 antibody

Specificity

Human, Mouse; other species not tested.

Antibody description

C9orf61 Rabbit Polyclonal antibody. Positive IHC detected in human heart tissue, human skeletal muscle tissue. Positive WB detected in mouse skeletal muscle tissue. Observed molecular weight by Western-blot: 45-50 kDa

Preparation

This antibody was obtained by immunization of C9orf61 recombinant protein (Accession Number: NM_004816). Purification method: Antigen affinity purified.

Formulation

PBS with 0.1% sodium azide and 50% glycerol pH 7.3.

Storage

Store at -20°C. DO NOT ALIQUOT

Clonality

Polyclonal

Ig Type

Rabbit IgG

Applications

ELISA, WB, IHC

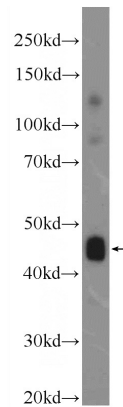
Dilutions

Recommended Dilution:

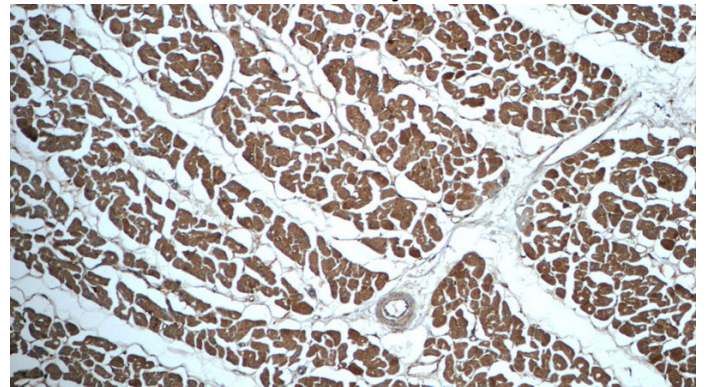
WB: 1:200-1:2000

IHC: 1:20-1:200

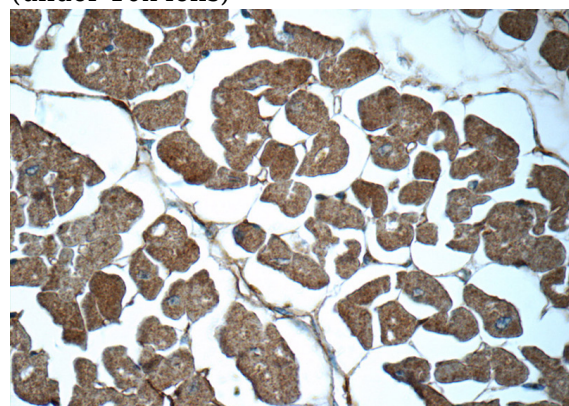
Validations



mouse skeletal muscle tissue were subjected to SDS PAGE followed by western blot with Catalog No:108801(C9orf61 Antibody) at dilution of 1:600



Immunohistochemistry of paraffin-embedded human heart tissue slide using Catalog No:108801(C9orf61 Antibody) at dilution of 1:50 (under 10x lens)



Immunohistochemistry of paraffin-embedded human heart tissue slide using Catalog No:108801(C9orf61 Antibody) at dilution of 1:50

C9orf61 antibody



Catalog Number: 108801

(under 40x lens)