

# C9orf156 antibody



Catalog Number: 108798

## Product name

C9orf156 antibody

## Specificity

Human; other species not tested.

## Antibody description

C9orf156 Rabbit Polyclonal antibody. Positive IHC detected in human lung cancer tissue. Positive WB detected in HeLa cells, HepG2 cells, Jurkat cells. Observed molecular weight by Western-blot: 48-55 kDa

## Preparation

This antibody was obtained by immunization of C9orf156 recombinant protein (Accession Number: NM\_001371657). Purification method: Antigen affinity purified.

## Formulation

PBS with 0.02% sodium azide and 50% glycerol pH 7.3.

## Storage

Store at -20°C. DO NOT ALIQUOT

## Clonality

Polyclonal

## Ig Type

Rabbit IgG

## Applications

ELISA, WB, IHC


## Dilutions

Recommended Dilution:

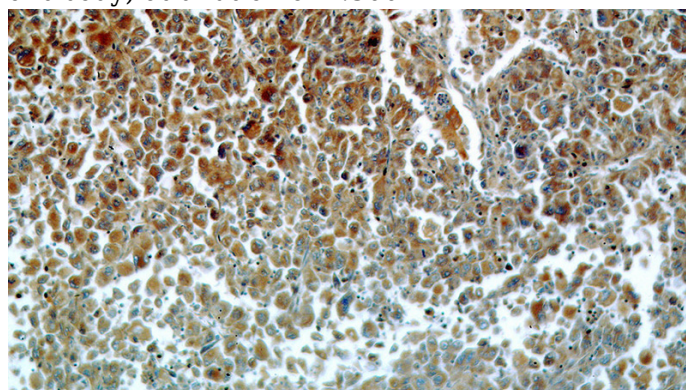
WB: 1:200-1:2000

IHC: 1:20-1:200

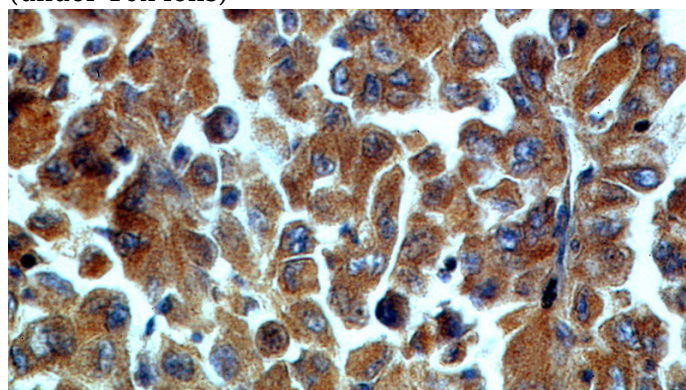
## Validations



HeLa cells were subjected to SDS PAGE followed by western blot with Catalog No:108798(C9orf156 antibody) at dilution of 1:300



Immunohistochemical of paraffin-embedded human lung cancer using Catalog No:108798(C9orf156 antibody) at dilution of 1:50 (under 10x lens)



Immunohistochemical of paraffin-embedded human lung cancer using Catalog No:108798(C9orf156 antibody) at dilution of 1:50

# C9orf156 antibody



Catalog Number: 108798

---

(under 40x lens)