

Anti-Gmnn antibody

Catalog Number: 176698

Product name

Anti-Gmnn antibody

Specificity

Mouse

Antibody description

Rabbit polyclonal antibody to Gmnn

Preparation

This antigen of this antibody was recombinant protein with mouse geminin aa 70-206 / 206.

Formulation

Liquid, 1*PBS (pH7.4), 0.2% BSA, 40% Glycerol.
Preservative: 0.05% Sodium Azide.

Storage

Store at +4°C after thawing. Aliquot store at -20°C or -80°C. Avoid repeated freeze / thaw cycles.

Clonality

Polyclonal

Ig Type

Rabbit IgG

Applications

ICC, IHC-P, FC

Dilutions

IHC-P: 1:100-1:200

ICC: 1:200

Validations

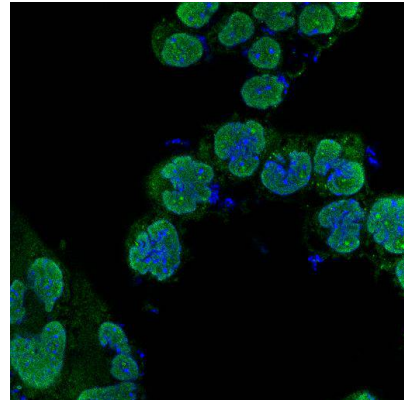
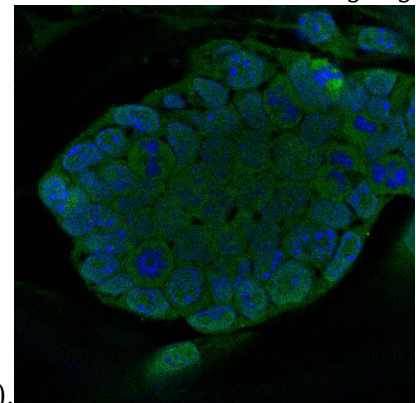


Fig1: ICC staining Geminin in F9 cells (green). Cells were fixed in paraformaldehyde, permeabilised with 0.25% Triton X100/PBS and counterstained with DAPI in order to highlight the



nucleus (blue).

Fig2: ICC staining Geminin in D3 cells (green). Cells were fixed in paraformaldehyde, permeabilised with 0.25% Triton X100/PBS and counterstained with DAPI in order to highlight the nucleus (blue).

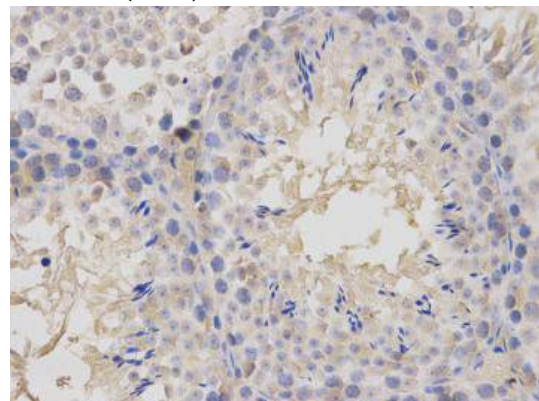


Fig3: Immunohistochemical analysis of paraffin-embedded mouse testis tissue using anti- Geminin rabbit polyclonal antibody.