

# CHST3 antibody

Catalog Number: 109298

## Product name

CHST3 antibody

## Specificity

human, mouse, rat; other species not tested.

## Antibody description

CHST3 Rabbit Polyclonal antibody. Positive IHC detected in human breast cancer. Positive WB detected in mouse heart tissue. Observed molecular weight by Western-blot: 67 kDa

## Preparation

This antibody was obtained by immunization of CHST3 recombinant protein (Accession Number: XM\_006718075). Purification method: Antigen affinity purified.

## Formulation

PBS with 0.02% sodium azide and 50% glycerol pH 7.3.

## Storage

Store at -20°C. DO NOT ALIQUOT

## Clonality

Polyclonal

## Ig Type

Rabbit IgG

## Applications

ELISA, WB, IHC


## Dilutions

Recommended Dilution:

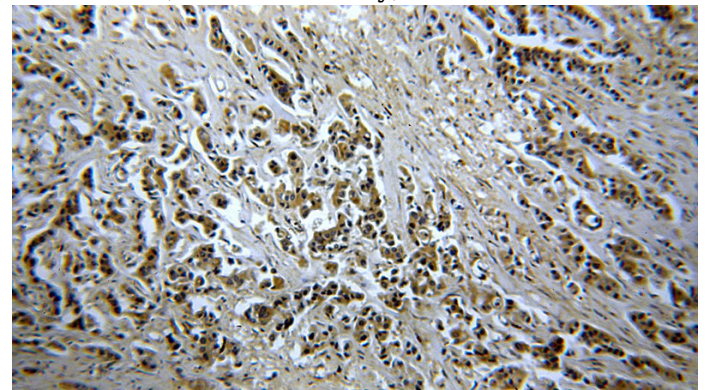
WB: 1:200-1:2000

IHC: 1:20-1:200

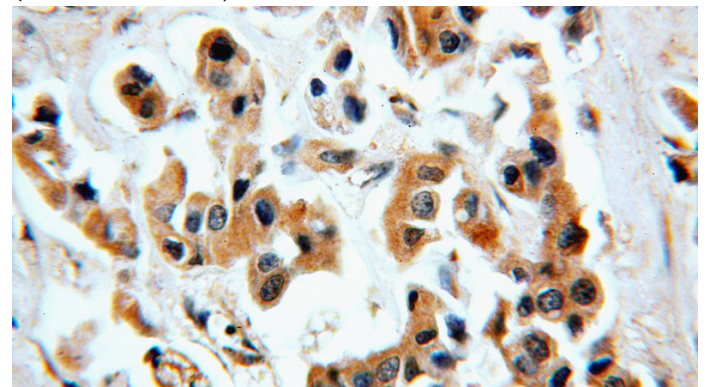
## Validations



mouse heart tissue were subjected to SDS PAGE followed by western blot with Catalog No:109298(CHST3 antibody) at dilution of 1:800



Immunohistochemical of paraffin-embedded human breast cancer using Catalog No:109298(CHST3 antibody) at dilution of 1:50 (under 40x lens)



Immunohistochemical of paraffin-embedded human breast cancer using Catalog No:109298(CHST3 antibody) at dilution of 1:50 (under 40x lens)