

CFHR3 antibody



Catalog Number: 109198

Product name

CFHR3 antibody

IP: 1:200-1:1000

IHC: 1:50-1:500

Specificity

Human; other species not tested.

Antibody description

CFHR3 Rabbit Polyclonal antibody. Positive IHC detected in human liver tissue. Positive WB detected in human heart tissue. Positive IP detected in HepG2 cells. Observed molecular weight by Western-blot: 45-56 kDa

Preparation

This antibody was obtained by immunization of CFHR3 recombinant protein (Accession Number: NM_021023). Purification method: Antigen affinity purified.

Formulation

PBS with 0.02% sodium azide and 50% glycerol pH 7.3.

Storage

Store at -20°C. DO NOT ALIQUOT

Clonality

Polyclonal

Ig Type

Rabbit IgG

Applications


ELISA, WB, IP, IHC

Dilutions

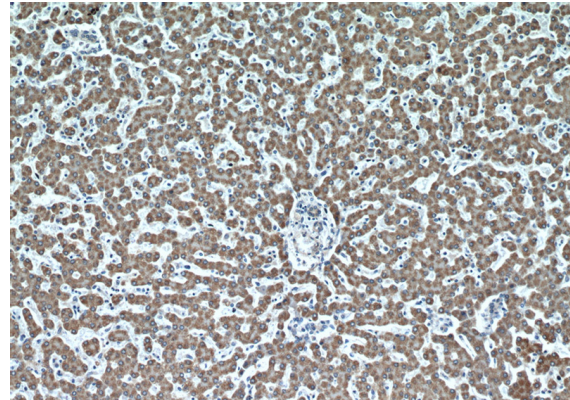
Recommended Dilution:

WB: 1:500-1:5000

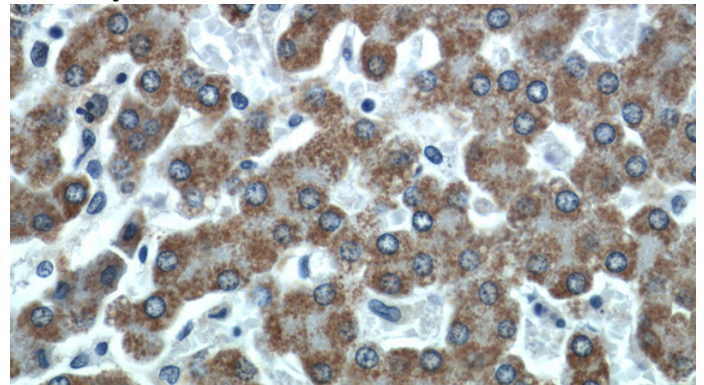
Validations



human heart tissue were subjected to SDS PAGE followed by western blot with Catalog No:109198(CFHR3 antibody) at dilution of 1:2000



Immunohistochemical of paraffin-embedded human liver using Catalog No:109198(CFHR3 antibody) at dilution of 1:50 (under 10x lens)

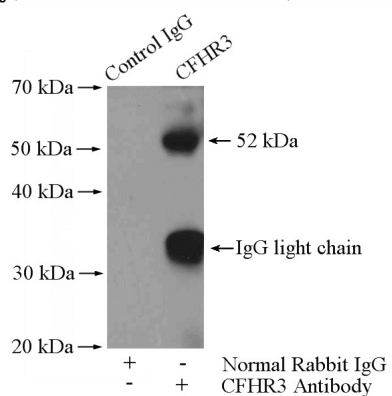


Immunohistochemical of paraffin-embedded human liver using Catalog No:109198(CFHR3 antibody) at dilution of 1:50 (under 10x lens)

CFHR3 antibody

Catalog Number: 109198

antibody) at dilution of 1:50 (under 40x lens)



IP Result of anti-CFHR3 (IP:Catalog No:109198, 4ug; Detection:Catalog No:109198 1:300) with HepG2 cells lysate 2400ug.