

# TMEM87A antibody



Catalog Number: 116198

## Product name

TMEM87A antibody

## Specificity

Human; other species not tested.

## Antibody description

TMEM87A Rabbit Polyclonal antibody. Positive IHC detected in human breast cancer tissue, human prostate cancer tissue. Positive WB detected in MDA-MB-453s cells, PC-3 cells. Observed molecular weight by Western-blot: 63 kDa

## Preparation

This antibody was obtained by immunization of TMEM87A recombinant protein (Accession Number: NM\_001110503). Purification method: Antigen affinity purified.

## Formulation

PBS with 0.1% sodium azide and 50% glycerol pH 7.3.

## Storage

Store at -20°C. DO NOT ALIQUOT

## Clonality

Polyclonal

## Ig Type

Rabbit IgG

## Applications

ELISA, WB, IHC

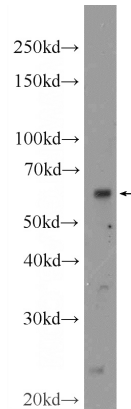
## Dilutions

Recommended Dilution:

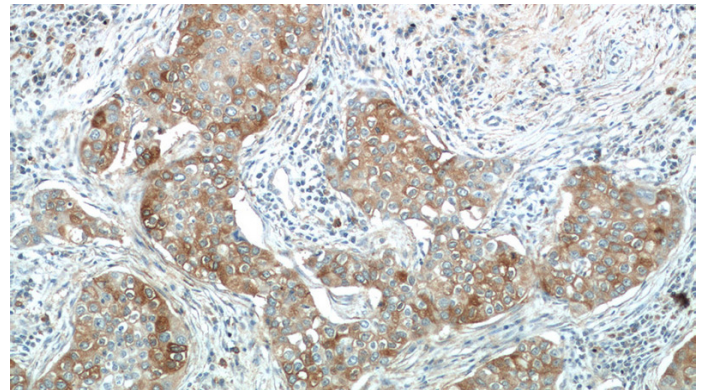
WB: 1:200-1:1000

IHC: 1:20-1:200

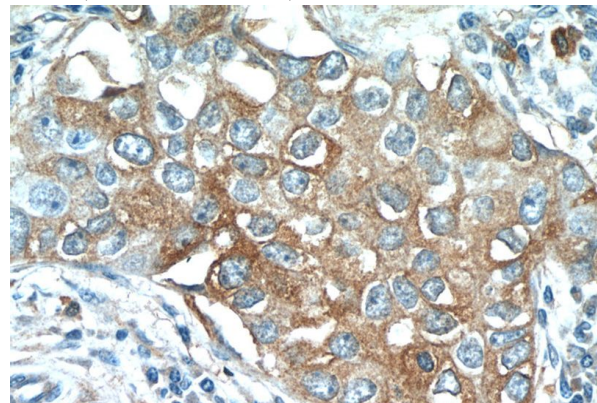
## Validations



MDA-MB-453s cells were subjected to SDS PAGE followed by western blot with Catalog No:116198(TMEM87A Antibody) at dilution of 1:300



Immunohistochemistry of paraffin-embedded human breast cancer tissue slide using Catalog No:116198(TMEM87A Antibody) at dilution of 1:50 (under 10x lens)



Immunohistochemistry of paraffin-embedded human breast cancer tissue slide using Catalog

# TMEM87A antibody



Catalog Number: 116198

---

No:116198(TMEM87A Antibody) at dilution of 1:50 (under 40x lens)