

PRKAR2B antibody



Catalog Number: 114198

Product name

PRKAR2B antibody

WB: 1:500-1:5000

IHC: 1:20-1:200

Specificity

Human, Mouse, Rat, Zebrafish; other species not tested.

IF: 1:50-1:500

Validations

Antibody description

PRKAR2B Rabbit Polyclonal antibody. Positive WB detected in mouse brain tissue. Positive IHC detected in human testis tissue, human ovary tissue. Positive IF detected in HeLa cells, HepG2 cells. Observed molecular weight by Western-blot: 46 kDa, 64 kDa



Preparation

This antibody was obtained by immunization of PRKAR2B recombinant protein (Accession Number: NM_002736). Purification method: Antigen affinity purified.

mouse brain tissue were subjected to SDS PAGE followed by western blot with Catalog No:114198(PRKAR2B antibody) at dilution of 1:300

Formulation

PBS with 0.02% sodium azide and 50% glycerol pH 7.3.

Storage

Store at -20°C. DO NOT ALIQUOT

Clonality

Polyclonal

Ig Type

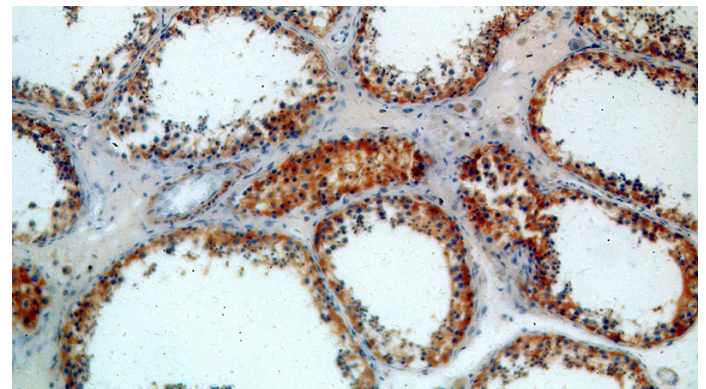
Rabbit IgG

Applications

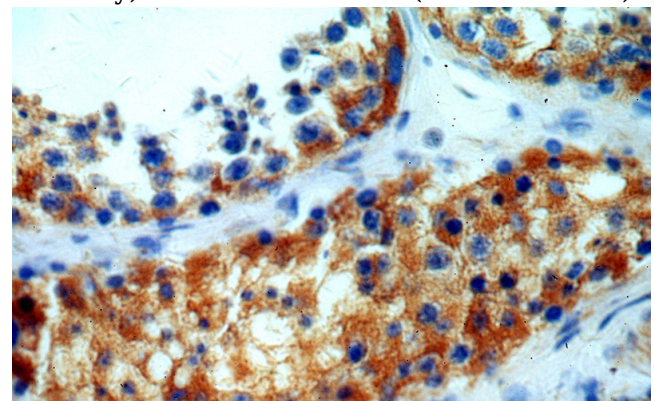
ELISA, WB, IHC, IF

Dilutions

Recommended Dilution:



Immunohistochemical of paraffin-embedded human testis using Catalog No:114198(PRKAR2B antibody) at dilution of 1:100 (under 10x lens)

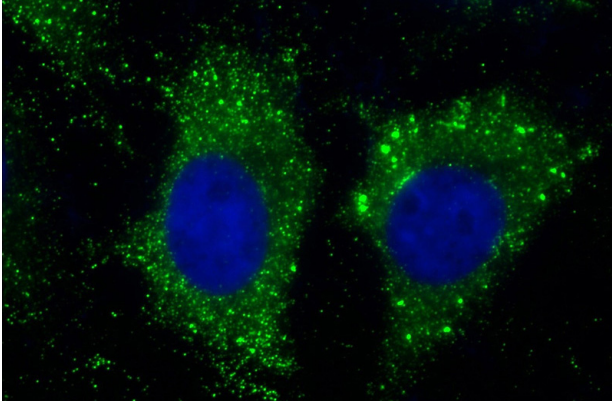


PRKAR2B antibody



Catalog Number: 114198

Immunohistochemical of paraffin-embedded human testis using Catalog No:114198(PRKAR2B antibody) at dilution of 1:100 (under 40x lens)



Immunofluorescent analysis of (10% Formaldehyde) fixed HeLa cells using Catalog No:114198(PRKAR2B Antibody) at dilution of 1:50 and Alexa Fluor 488-conjugated AffiniPure Goat Anti-Rabbit IgG(H+L)