

# NKIAMRE antibody



Catalog Number: 113198

## Product name

NKIAMRE antibody

## Specificity

Human, Mouse, Rat; other species not tested.

## Antibody description

NKIAMRE Rabbit Polyclonal antibody. Positive IHC detected in human gliomas tissue. Positive WB detected in HeLa cells. Observed molecular weight by Western-blot: 52-60kd

## Preparation

This antibody was obtained by immunization of NKIAMRE recombinant protein (Accession Number: NM\_001113575). Purification method: Antigen affinity purified.

## Formulation

PBS with 0.02% sodium azide and 50% glycerol pH 7.3.

## Storage

Store at -20°C. DO NOT ALIQUOT

## Clonality

Polyclonal

## Ig Type

Rabbit IgG

## Applications

ELISA, WB, IHC

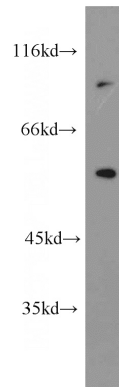
## Dilutions

Recommended Dilution:

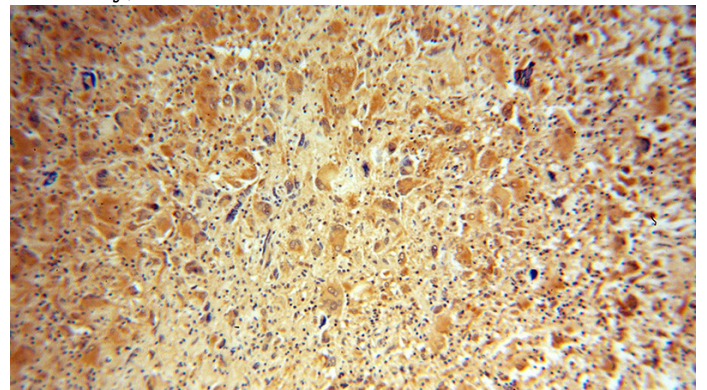
WB: 1:200-1:2000

IHC: 1:20-1:200

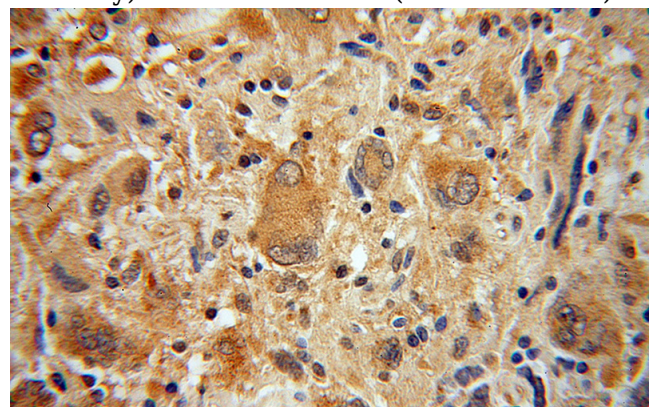
## Validations



HeLa cells were subjected to SDS PAGE followed by western blot with Catalog No:113198(CDKL3 antibody) at dilution of 1:800



Immunohistochemical of paraffin-embedded human gliomas using Catalog No:113198(CDKL3 antibody) at dilution of 1:50 (under 10x lens)



Immunohistochemical of paraffin-embedded human gliomas using Catalog No:113198(CDKL3 antibody) at dilution of 1:50 (under 40x lens)