

# GCAT antibody



Catalog Number: 110898

## Product name

GCAT antibody

## Specificity

Human, Mouse, Rat; other species not tested.

## Antibody description

GCAT Rabbit Polyclonal antibody. Positive IHC detected in human pancreas tissue. Positive WB detected in mouse pancreas tissue, mouse brain tissue. Observed molecular weight by Western-blot: 45 kDa

## Preparation

This antibody was obtained by immunization of GCAT recombinant protein (Accession Number: XM\_017028677). Purification method: Antigen affinity purified.

## Formulation

PBS with 0.02% sodium azide and 50% glycerol pH 7.3.

## Storage

Store at -20°C. DO NOT ALIQUOT

## Clonality

Polyclonal

## Ig Type

Rabbit IgG

## Applications

ELISA, WB, IHC


## Dilutions

Recommended Dilution:

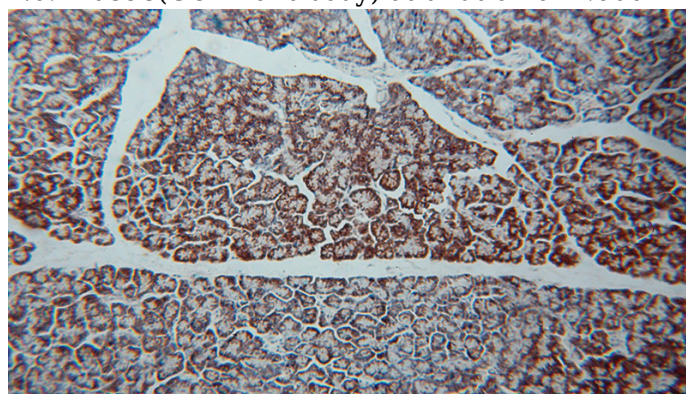
WB: 1:500-1:5000

IHC: 1:20-1:200

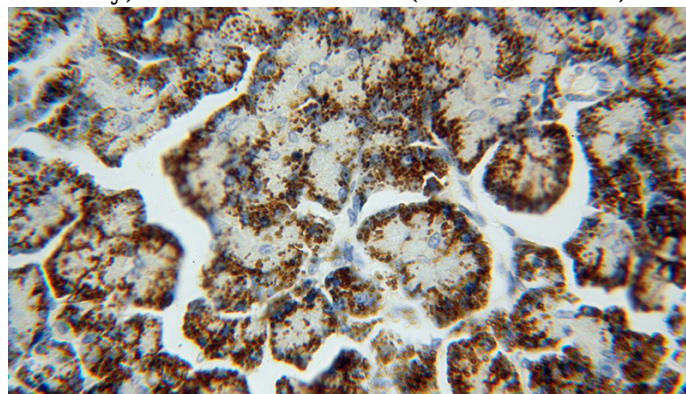
## Validations



mouse pancreas tissue were subjected to SDS PAGE followed by western blot with Catalog No:110898(GCAT antibody) at dilution of 1:600



Immunohistochemical of paraffin-embedded human pancreas using Catalog No:110898(GCAT antibody) at dilution of 1:100 (under 10x lens)



Immunohistochemical of paraffin-embedded human pancreas using Catalog No:110898(GCAT antibody) at dilution of 1:100 (under 40x lens)