

TMEM139 antibody



Catalog Number: 116098

Product name

TMEM139 antibody

Specificity

Human, Mouse; other species not tested.

Antibody description

TMEM139 Rabbit Polyclonal antibody. Positive WB detected in mouse lung tissue. Positive IHC detected in human lung cancer tissue, human kidney tissue. Observed molecular weight by Western-blot: 24-30 kDa

Preparation

This antibody was obtained by immunization of TMEM139 recombinant protein (Accession Number: NM_153345). Purification method: Antigen affinity purified.

Formulation

PBS with 0.02% sodium azide and 50% glycerol pH 7.3.

Storage

Store at -20°C. DO NOT ALIQUOT

Clonality

Polyclonal

Ig Type

Rabbit IgG

Applications

ELISA, WB, IHC


Dilutions

Recommended Dilution:

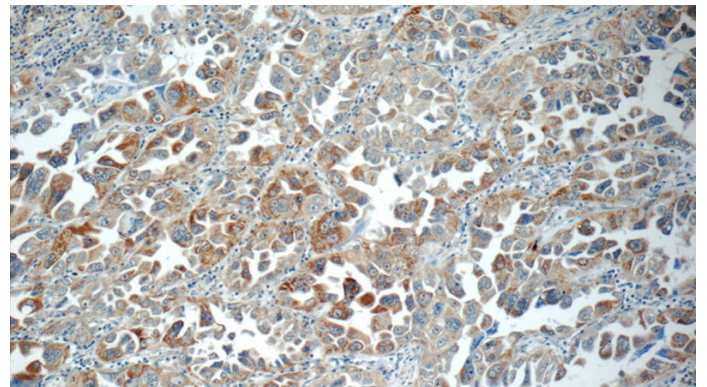
WB: 1:200-1:2000

IHC: 1:20-1:200

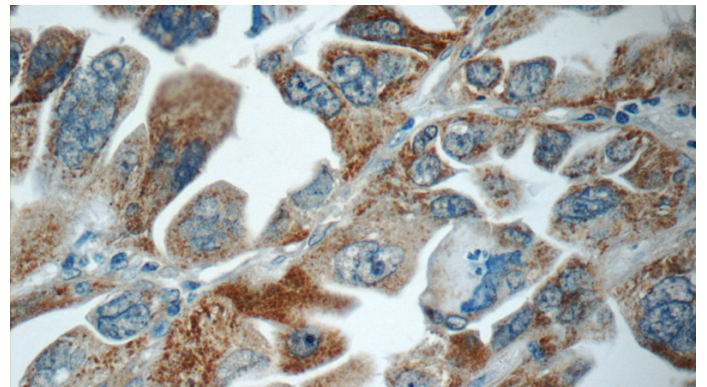
Validations



mouse lung tissue were subjected to SDS PAGE followed by western blot with Catalog No:116098(TMEM139 antibody) at dilution of 1:800



Immunohistochemistry of paraffin-embedded human lung cancer slide using Catalog No:116098(TMEM139 Antibody) at dilution of 1:50



Immunohistochemistry of paraffin-embedded human lung cancer slide using Catalog

TMEM139 antibody



Catalog Number: 116098

No:116098(TMEM139 Antibody) at dilution of 1:50