

FUBP1 antibody

Catalog Number: 110788

Product name

FUBP1 antibody

IP: 1:200-1:1000

IF: 1:10-1:100

Specificity

Human, Mouse; other species not tested.

Antibody description

FUBP1 Rabbit Polyclonal antibody. Positive IF detected in HeLa cells. Positive WB detected in SH-SY5Y cells, Jurkat cells, K-562 cells, mouse brain tissue. Positive IP detected in SH-SY5Y cells. Observed molecular weight by Western-blot: 69 kDa

Preparation

This antibody was obtained by immunization of FUBP1 recombinant protein (Accession Number: XM_017002743). Purification method: Antigen affinity purified.

Formulation

PBS with 0.1% sodium azide and 50% glycerol pH 7.3.

Storage

Store at -20°C. DO NOT ALIQUOT

Clonality

Polyclonal

Ig Type

Rabbit IgG

Applications

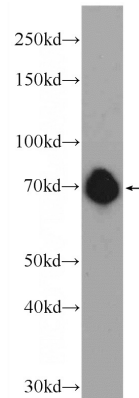
ELISA, WB, IF, IP

Dilutions

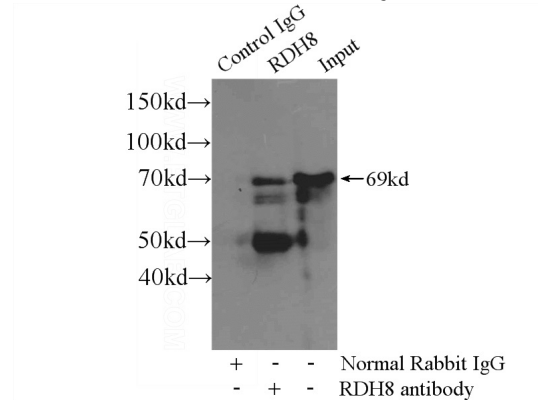
Recommended Dilution:

WB: 1:500-1:5000

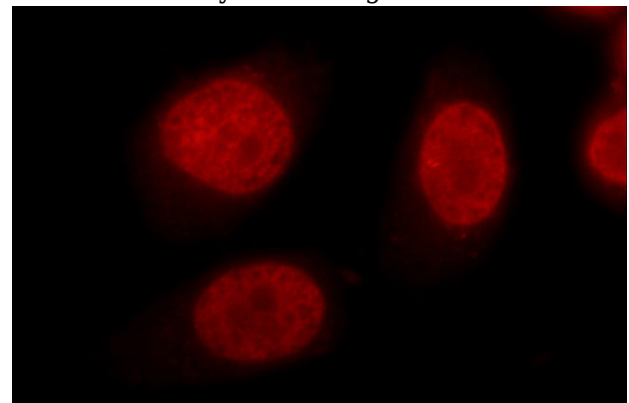
Validations



SH-SY5Y cells were subjected to SDS PAGE followed by western blot with Catalog No:110788(FUBP1 Antibody) at dilution of 1:1000



IP Result of anti-FUBP1 (IP:Catalog No:110788, 4ug; Detection:Catalog No:110788 1:300) with SH-SY5Y cells lysate 800ug.



Immunofluorescent analysis of HeLa cells using Catalog No:110788(FUBP1 Antibody) at dilution of

FUBP1 antibody



Catalog Number: 110788

1:25 and Rhodamine-Goat anti-Rabbit IgG