

# ACP1 antibody

Catalog Number: 107688

## Product name

ACP1 antibody

## Specificity

Human, Mouse; other species not tested.

## Antibody description

ACP1 Rabbit Polyclonal antibody. Positive IHC detected in human lung cancer tissue. Positive WB detected in mouse brain tissue, 4T1 cells. Observed molecular weight by Western-blot: 18 kDa

## Preparation

This antibody was obtained by immunization of ACP1 recombinant protein (Accession Number: NM\_007099). Purification method: Antigen Affinity purified.

## Formulation

PBS with 0.02% sodium azide and 50% glycerol pH 7.3.

## Storage

Store at -20°C. DO NOT ALIQUOT

## Clonality

Polyclonal

## Ig Type

Rabbit IgG

## Applications

ELISA, WB, IHC


## Dilutions

Recommended Dilution:

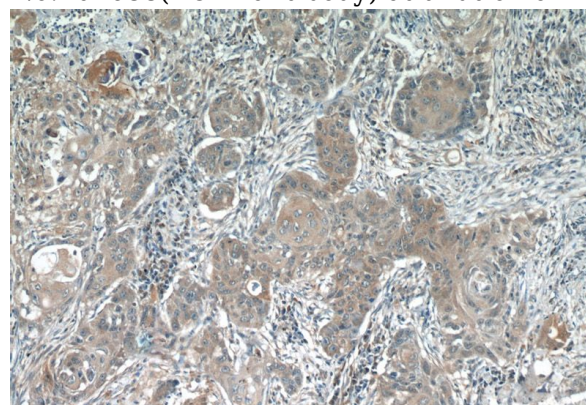
WB: 1:500-1:5000

IHC: 1:20-1:200

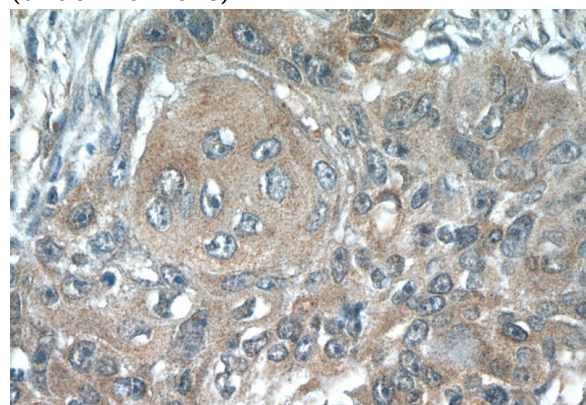
## Validations



mouse brain tissue were subjected to SDS PAGE followed by western blot with Catalog No:107688(ACP1 antibody) at dilution of 1:1000



Immunohistochemistry of paraffin-embedded human lung cancer tissue slide using Catalog No:107688(ACP1 Antibody) at dilution of 1:50 (under 10x lens)



Immunohistochemistry of paraffin-embedded human lung cancer tissue slide using Catalog

# ACP1 antibody



Catalog Number: 107688

---

No:107688(ACP1 Antibody) at dilution of 1:50 (under 40x lens)