

IGFBP5 antibody

Catalog Number: 111688

Product name

IGFBP5 antibody

Specificity

Human; other species not tested.

Antibody description

IGFBP5 Rabbit Polyclonal antibody. Positive WB detected in SKOV-3 cells. Positive IF detected in SKOV-3 cells. Observed molecular weight by Western-blot: 33 kDa

Preparation

This antibody was obtained by immunization of Peptide (Accession Number: NM_000599). Purification method: Antigen affinity purified.

Formulation

PBS with 0.02% sodium azide and 50% glycerol pH 7.3.

Storage

Store at -20°C. DO NOT ALIQUOT

Clonality

Polyclonal

Ig Type

Rabbit IgG

Applications

ELISA, WB, IF

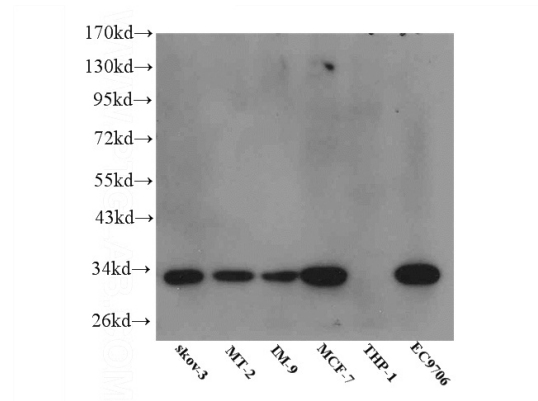
Dilutions

Recommended Dilution:


WB: 1:200-1:2000

IF: 1:20-1:200

Validations

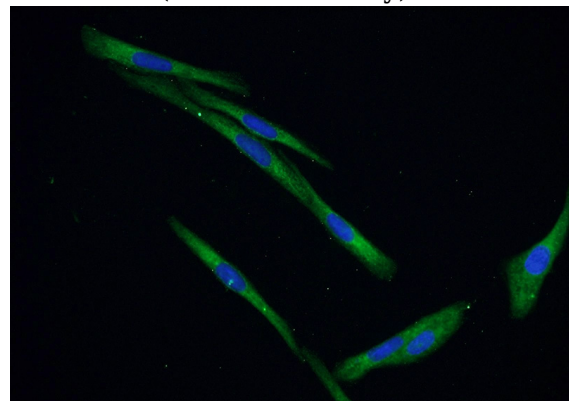


WB result of Catalog No:111688 (IGFBP5



Antibody) at dilution of 1:500.

SKOV-3 cells were subjected to SDS PAGE followed by western blot with Catalog No:111688(IGFBP5 antibody) at dilution of 1:500



Immunofluorescent analysis of SKOV-3 cells using Catalog No:111688(IGFBP5 Antibody) at dilution of 1:50 and Alexa Fluor 488-conjugated AffiniPure Goat Anti-Rabbit IgG(H+L)