

Chromogranin A antibody

Catalog Number: 109288

Product name

Chromogranin A antibody

Specificity

Human; other species not tested.

Antibody description

Chromogranin A Rabbit Polyclonal antibody. Positive IHC detected in human pancreas tissue, human colon tissue, human lung cancer tissue, human small intestine tissue, mouse colon tissue.

Preparation

This antibody was obtained by immunization of Chromogranin A recombinant protein (Accession Number: NM_001275). Purification method: Antigen affinity purified.

Formulation

PBS with 0.02% sodium azide and 50% glycerol pH 7.3.

Storage

Store at -20°C. DO NOT ALIQUOT

Clonality

Polyclonal

Ig Type

Rabbit IgG

Applications

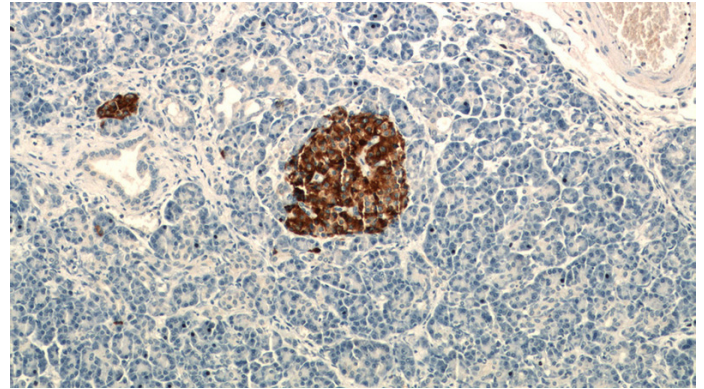
ELISA, IHC

Dilutions

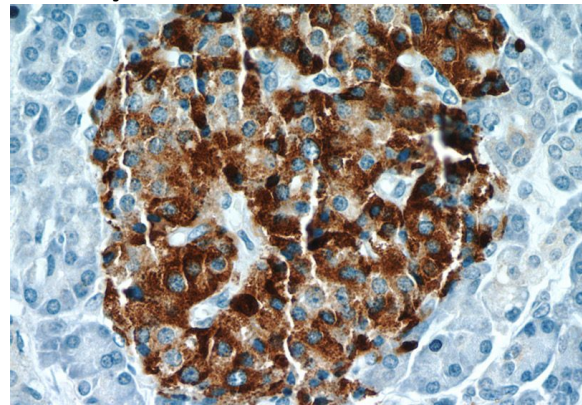
Recommended Dilution:

IHC: 1:20-1:200

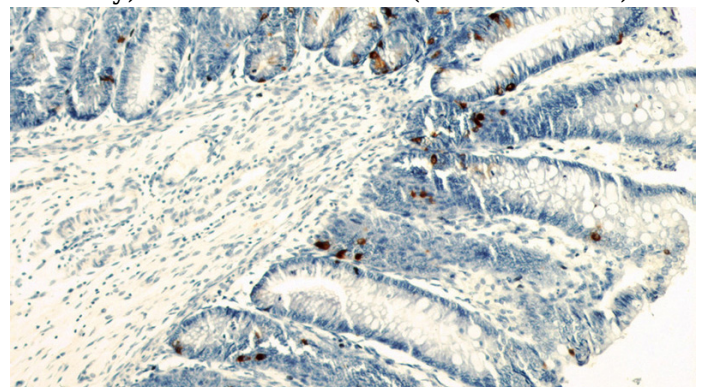
Validations



Immunohistochemical of paraffin-embedded human pancreas using Catalog No:109288(CHGA antibody) at dilution of 1:400 (under 10x lens)



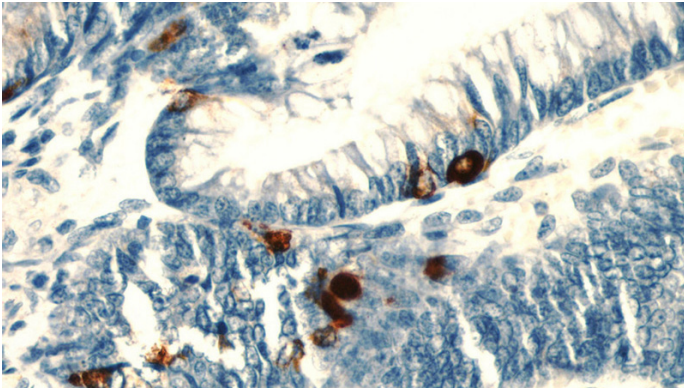
Immunohistochemical of paraffin-embedded human pancreas using Catalog No:109288(CHGA antibody) at dilution of 1:400 (under 40x lens)



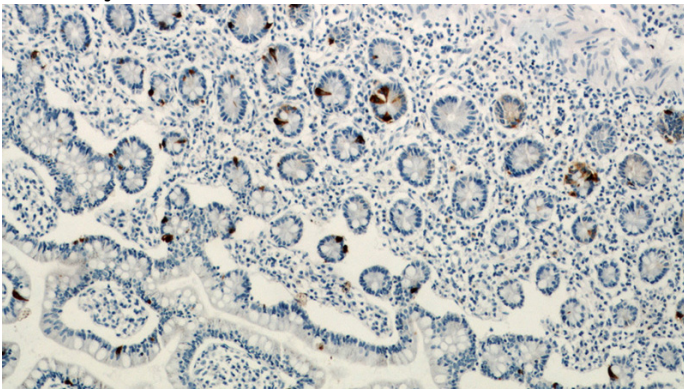
Immunohistochemical of paraffin-embedded human colon using Catalog No:109288(CHGA antibody) at dilution of 1:800 (under 10x lens)

Chromogranin A antibody

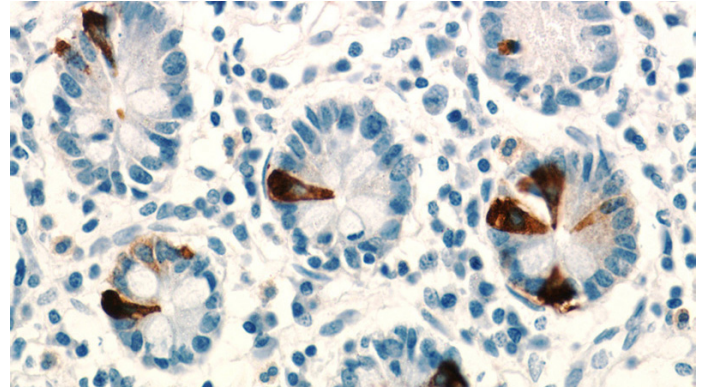
Catalog Number: 109288



Immunohistochemical of paraffin-embedded human colon using Catalog No:109288(CHGA antibody) at dilution of 1:800 (under 40x lens)



Immunohistochemical of paraffin-embedded human small intestine using Catalog No:109288(CHGA antibody) at dilution of 1:800 (under 10x lens)



Immunohistochemical of paraffin-embedded human small intestine using Catalog No:109288(CHGA antibody) at dilution of 1:800 (under 40x lens)