

# Podocalyxin antibody



Catalog Number: 113988

## Product name

Podocalyxin antibody

## Specificity

Human; other species not tested.

## Antibody description

Podocalyxin Rabbit Polyclonal antibody. Positive WB detected in HEK-293 cells, HepG2 cells, human kidney tissue. Positive IHC detected in human kidney tissue. Positive FC detected in HeLa cells. Observed molecular weight by Western-blot: 60kd

## Preparation

This antibody was obtained by immunization of Pod<sup>o</sup>Calyxin recombinant protein (Accession Number: NM\_005397). Purification method: Antigen affinity purified.

## Formulation

PBS with 0.1% sodium azide and 50% glycerol pH 7.3.

## Storage

Store at -20°C. DO NOT ALIQUOT

## Clonality

Polyclonal

## Ig Type

Rabbit IgG

## Applications

ELISA, WB, IHC, FC


## Dilutions

Recommended Dilution:

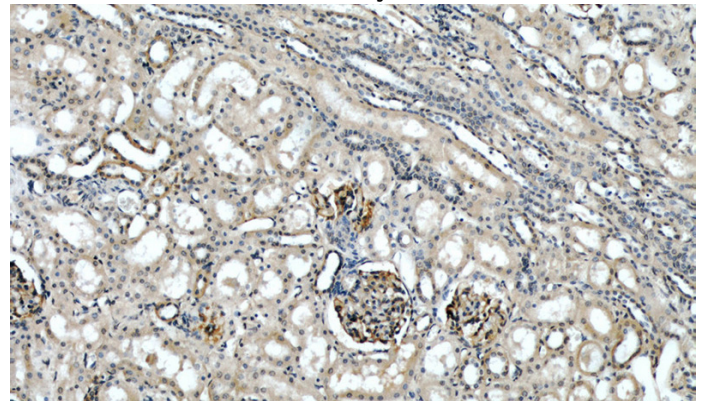
WB: 1:200-1:2000

IHC: 1:20-1:200

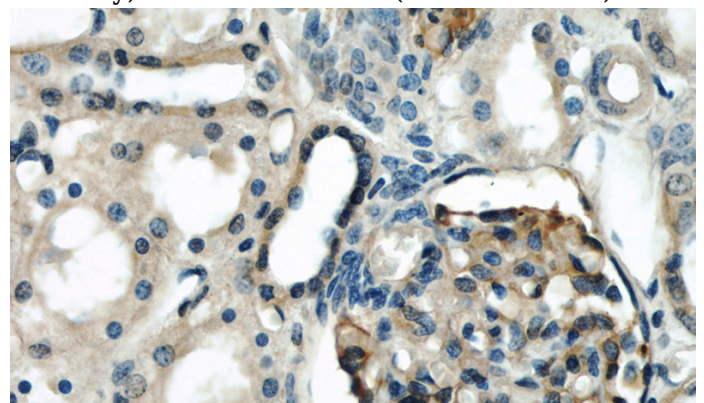
## Validations



HEK-293 cells were subjected to SDS PAGE followed by western blot with Catalog No:113988(PODXL antibody) at dilution of 1:500



Immunohistochemical of paraffin-embedded human kidney using Catalog No:113988(PODXL antibody) at dilution of 1:50 (under 10x lens)

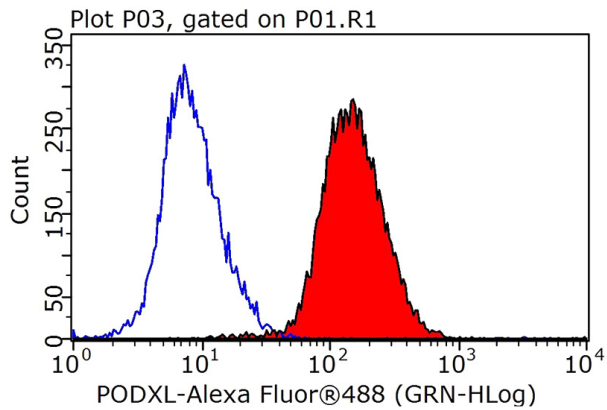


Immunohistochemical of paraffin-embedded human kidney using Catalog No:113988(PODXL antibody) at dilution of 1:50 (under 40x lens)

# Podocalyxin antibody



Catalog Number: 113988



1X10<sup>6</sup> HeLa cells were stained with 0.2ug TRA-1-60 antibody (Catalog No:113988, red) and control antibody (blue). Fixed with 90% MeOH blocked with 3% BSA (30 min). Alexa Fluor 488-conjugated AffiniPure Goat Anti-Rabbit IgG(H+L) with dilution 1:1000.