

NDUFV3 antibody

Catalog Number: 113088

Product name

NDUFV3 antibody

Specificity

Human; other species not tested.

Antibody description

NDUFV3 Rabbit Polyclonal antibody. Positive WB detected in HepG2 cells, human heart tissue, human liver tissue. Positive IHC detected in human kidney tissue. Observed molecular weight by Western-blot: 10kd

Preparation

This antibody was obtained by immunization of NDUFV3 recombinant protein (Accession Number: NM_001001503). Purification method: Antigen affinity purified.

Formulation

PBS with 0.02% sodium azide and 50% glycerol pH 7.3.

Storage

Store at -20°C. DO NOT ALIQUOT

Clonality

Polyclonal

Ig Type

Rabbit IgG

Applications

ELISA, WB, IHC


Dilutions

Recommended Dilution:

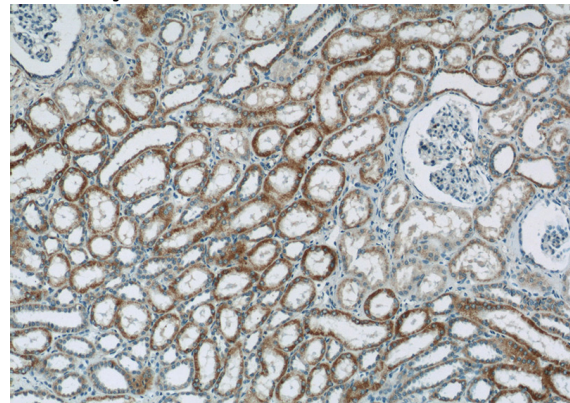
WB: 1:500-1:5000

IHC: 1:20-1:200

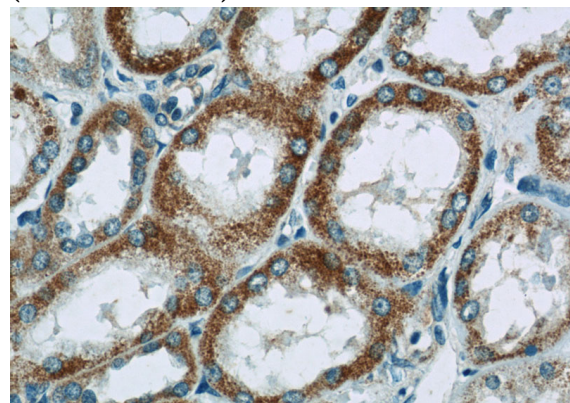
Validations



HepG2 cells were subjected to SDS PAGE followed by western blot with Catalog No:113088(NDUFV3 antibody) at dilution of 1:300



Immunohistochemistry of paraffin-embedded human kidney tissue slide using Catalog No:113088(NDUFV3 Antibody) at dilution of 1:50 (under 10x lens)



Immunohistochemistry of paraffin-embedded human kidney tissue slide using Catalog

NDUFV3 antibody



Catalog Number: 113088

No:113088(NDUFV3 Antibody) at dilution of 1:50 (under 40x lens)