

# IL21R antibody

Catalog Number: 111778

## Product name

IL21R antibody

WB: 1:200-1:2000

IP: 1:500-1:5000

## Specificity


Human, Mouse; other species not tested.

IHC: 1:10-1:100

## Antibody description

IL21R Rabbit Polyclonal antibody. Positive FC detected in K-562 cells. Positive IHC detected in human lymphoma tissue. Positive WB detected in Raji cells, COLO 320 cells, K-562 cells, mouse thymus tissue. Positive IP detected in COLO 320 cells. Observed molecular weight by Western-blot: 68-70 kDa

## Validations



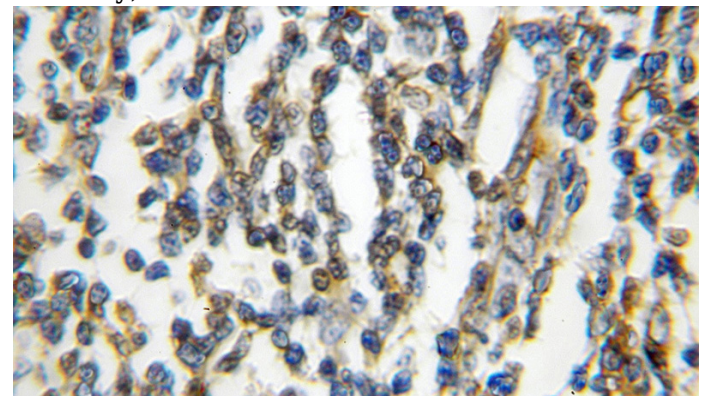
## Preparation

This antibody was obtained by immunization of IL21R recombinant protein (Accession Number: NM\_181078). Purification method: Antigen affinity purified.

Raji cells were subjected to SDS PAGE followed by western blot with Catalog No:111778(IL21R antibody) at dilution of 1:500

## Formulation

PBS with 0.1% sodium azide and 50% glycerol pH 7.3.



## Storage

Store at -20°C. DO NOT ALIQUOT

## Clonality

Polyclonal

Immunohistochemical of paraffin-embedded human lymphoma using Catalog No:111778(IL21R antibody) at dilution of 1:10 (under 10x lens)

## Ig Type

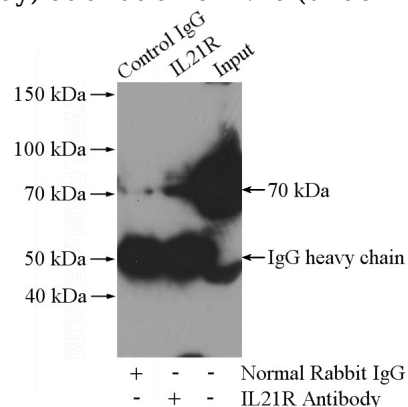
Rabbit IgG

## Applications

ELISA, WB, IHC, FC, IP

## Dilutions

Recommended Dilution:

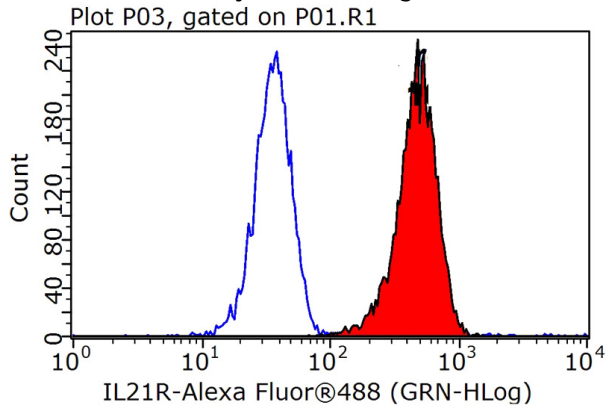


# IL21R antibody



Catalog Number: 111778

IP Result of anti-IL21R (IP:Catalog No:111778, 4ug; Detection:Catalog No:111778 1:1000) with COLO 320 cells lysate 2000ug.



1X10<sup>6</sup> K-562 cells were stained with 0.2ug IL21R antibody (Catalog No:111778, red) and control antibody (blue). Fixed with 90% MeOH blocked with 3% BSA (30 min). Alexa Fluor 488-conjugated AffiniPure Goat Anti-Rabbit IgG(H+L) with dilution 1:1000.