

IL-10 antibody

Catalog Number: 107378

Product name

IL-10 antibody

Specificity

Human; other species not tested.

Antibody description

IL-10 Mouse Monoclonal antibody. Positive IHC detected in human pancreas cancer tissue. Positive WB detected in ag14870, Transfected HEK-293 cells. Observed molecular weight by Western-blot: 22 kDa

Preparation

This antibody was obtained by immunization of IL-10 recombinant protein (Accession Number: NM_000572). Purification method: Protein A purified.

Formulation

PBS with 0.02% sodium azide and 50% glycerol pH 7.3.

Storage

Store at -20°C. DO NOT ALIQUOT

Clonality

Monoclonal

Ig Type

Mouse IgG2b

Applications

ELISA, WB, IHC


Dilutions

Recommended Dilution:

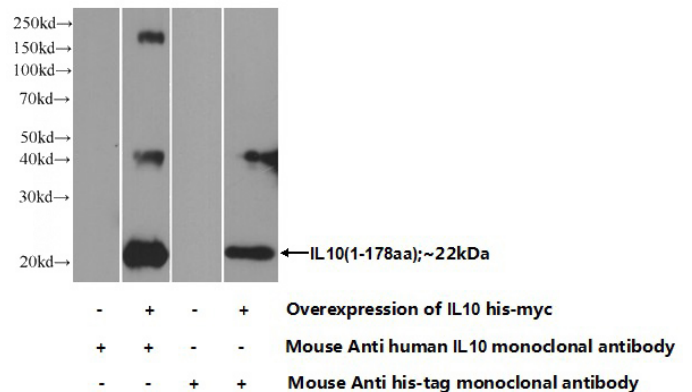
WB: 1:2000-1:20000

IHC: 1:50-1:500

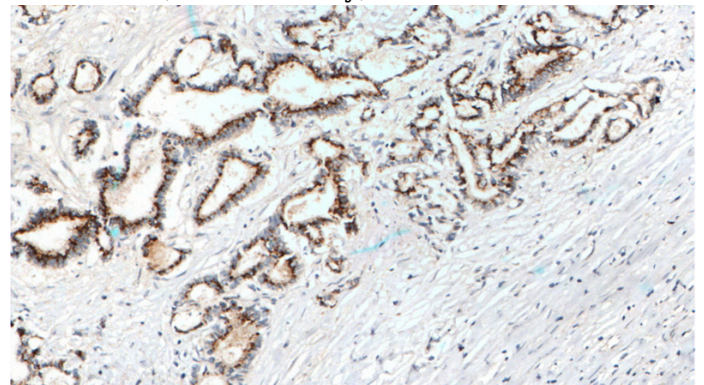
Validations



Recombinant protein were subjected to SDS PAGE followed by western blot with Catalog No:107378(IL10 Antibody) at dilution of 1:5000



Transfected HEK-293 cells were subjected to SDS PAGE followed by western blot with Catalog No:107378(IL10 Antibody) at dilution of 1:1000

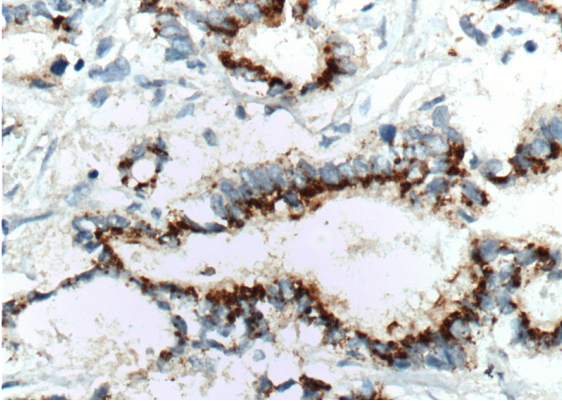


Immunohistochemistry of paraffin-embedded human pancreas cancer tissue slide using Catalog No:107378(IL10 Antibody) at dilution of 1:200 (under 10x lens). heat mediated antigen retrieved

IL-10 antibody

Catalog Number: 107378

with Tris-EDTA buffer(pH9).



Immunohistochemistry of paraffin-embedded human pancreas cancer tissue slide using Catalog No:107378(IL10 Antibody) at dilution of 1:200 (under 40x lens). heat mediated antigen retrieved with Tris-EDTA buffer(pH9).