

HCCS antibody

Catalog Number: 111278

Product name

HCCS antibody

Specificity

Human, Mouse, Rat; other species not tested.

Antibody description

HCCS Rabbit Polyclonal antibody. Positive IHC detected in human breast cancer tissue. Positive WB detected in human heart tissue, HeLa cells, MCF7 cells. Observed molecular weight by Western-blot: 31 kDa

Preparation

This antibody was obtained by immunization of HCCS recombinant protein (Accession Number: NM_005333). Purification method: Antigen affinity purified.

Formulation

PBS with 0.02% sodium azide and 50% glycerol pH 7.3.

Storage

Store at -20°C. DO NOT ALIQUOT

Clonality

Polyclonal

Ig Type

Rabbit IgG

Applications

ELISA, WB, IHC


Dilutions

Recommended Dilution:

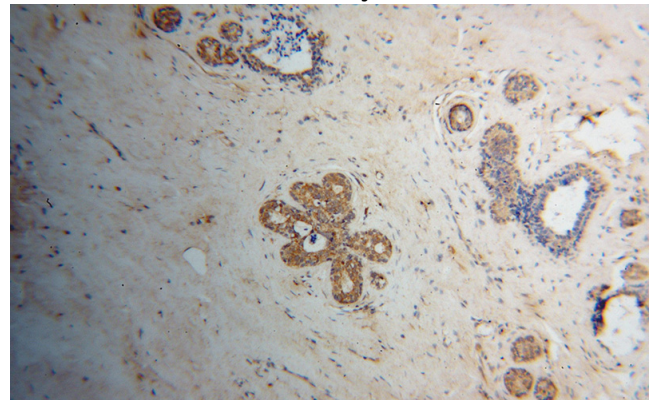
WB: 1:500-1:5000

IHC: 1:20-1:200

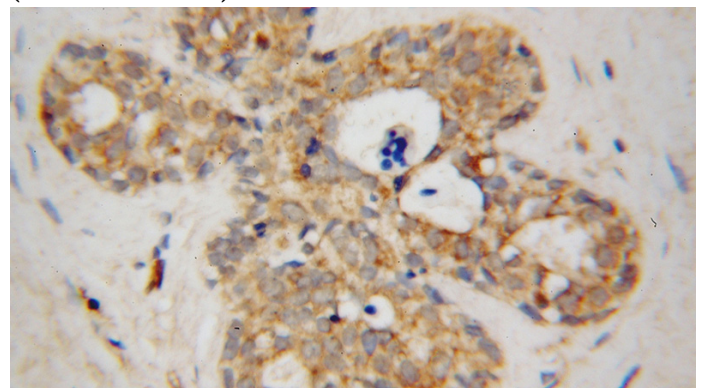
Validations



human heart tissue were subjected to SDS PAGE followed by western blot with Catalog No:111278(HCCS antibody) at dilution of 1:500



Immunohistochemical of paraffin-embedded human breast cancer using Catalog No:111278(HCCS antibody) at dilution of 1:100 (under 10x lens)



Immunohistochemical of paraffin-embedded human breast cancer using Catalog No:111278(HCCS antibody) at dilution of 1:100

HCCS antibody



Catalog Number: 111278

(under 40x lens)