

HDAC5-specific antibody



Catalog Number: 106978

Product name

HDAC5-specific antibody

Specificity

Human, Mouse, Rat; other species not tested.

Antibody description

HDAC5-specific Rabbit Polyclonal antibody. Positive IHC detected in human brain tissue, human heart tissue, mouse brain tissue. Positive WB detected in human brain tissue, HEK-293 cells, HeLa cells, MCF-7 cells, rat brain tissue. Observed molecular weight by Western-blot: 124kd

Preparation

This antibody was obtained by immunization of Peptide (Accession Number: XM_005256906). Purification method: Antigen affinity purified.

Formulation

PBS with 0.02% sodium azide and 50% glycerol pH 7.3.

Storage

Store at -20°C. DO NOT ALIQUOT

Clonality

Polyclonal

Ig Type

Rabbit IgG

Applications

ELISA, WB, IHC


Dilutions

Recommended Dilution:

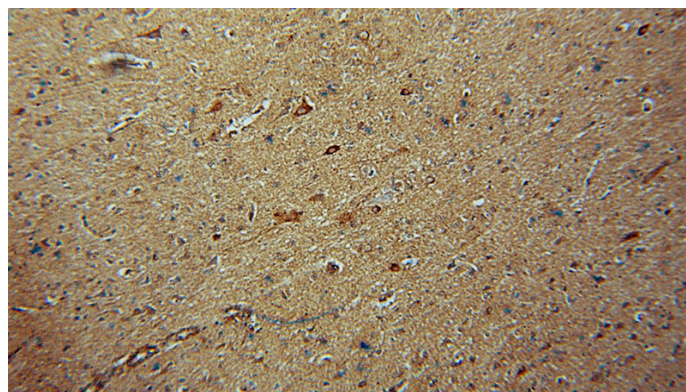
WB: 1:200-1:1000

IHC: 1:20-1:200

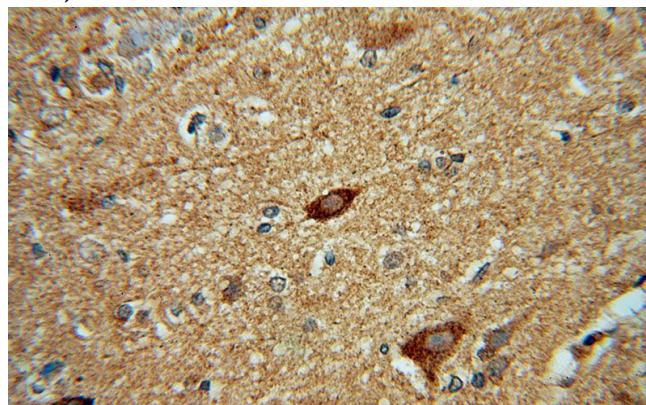
Validations



human brain tissue were subjected to SDS PAGE followed by western blot with Catalog No:111379(HDAC5-specific antibody) at dilution of 1:300



Immunohistochemical of paraffin-embedded human brain using Catalog No:111379(HDAC5-specific antibody) at dilution of 1:50 (under 10x lens)



Immunohistochemical of paraffin-embedded human brain using Catalog No:111379(HDAC5-

HDAC5-specific antibody



Catalog Number: 106978

specific antibody) at dilution of 1:50 (under 40x lens)