

HYAL4 antibody

Catalog Number: 111578

Product name

HYAL4 antibody

IP: 1:200-1:1000

IHC: 1:20-1:200

Specificity

Human, Mouse, Rat; other species not tested.

Antibody description

HYAL4 Rabbit Polyclonal antibody. Positive IP detected in mouse testis tissue. Positive WB detected in mouse testis tissue, NIH/3T3 cells. Positive IHC detected in human testis tissue, human placenta tissue. Observed molecular weight by Western-blot: 65 kDa

Preparation

This antibody was obtained by immunization of HYAL4 recombinant protein (Accession Number: XM_017011911). Purification method: Antigen affinity purified.

Formulation

PBS with 0.1% sodium azide and 50% glycerol pH 7.3.

Storage

Store at -20°C. DO NOT ALIQUOT

Clonality

Polyclonal

Ig Type

Rabbit IgG

Applications

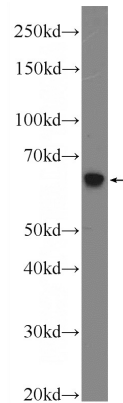
ELISA, IHC, WB, IP

Dilutions


Recommended Dilution:

WB: 1:200-1:1000

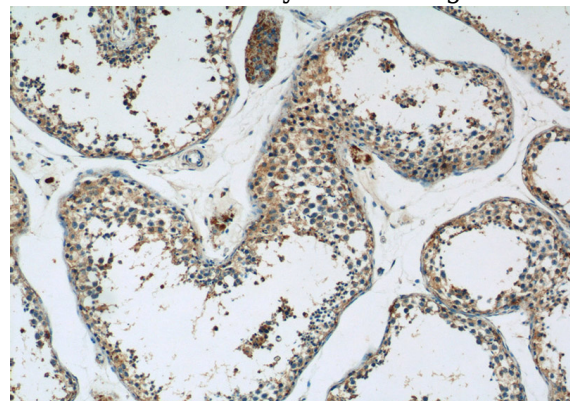
Validations



mouse testis tissue were subjected to SDS PAGE followed by western blot with Catalog No:111578(HYAL4 Antibody) at dilution of 1:300



IP Result of anti-HYAL4 (IP:Catalog No:111578, 4ug; Detection:Catalog No:111578 1:300) with mouse testis tissue lysate 4000ug.

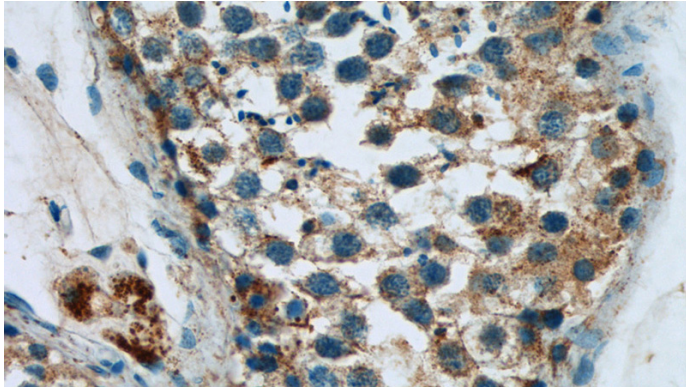


Immunohistochemistry of paraffin-embedded human testis tissue slide using Catalog

HYAL4 antibody

Catalog Number: 111578

No:111578(HYAL4 Antibody) at dilution of 1:50
(under 10x lens)



Immunohistochemistry of paraffin-embedded
human testis tissue slide using Catalog
No:111578(HYAL4 Antibody) at dilution of 1:50
(under 40x lens)