

Product name

Anti-PEAK3 antibody

Specificity

Human, Mouse

Antibody description

Mouse monoclonal antibody to PEAK3

Preparation

This antigen of this antibody was recombinant protein

Formulation

Liquid, 1*PBS (pH7.4), 0.2% BSA, 40% Glycerol.
Preservative: 0.05% Sodium Azide.

Storage

Store at +4°C after thawing. Aliquot store at -20°C or -80°C. Avoid repeated freeze / thaw cycles.

Clonality

Monoclonal

Ig Type

Mouse IgG1

Applications

ICC, IHC-P

Dilutions

IHC-P: 1:200-1:500

ICC: 1:200

Validations

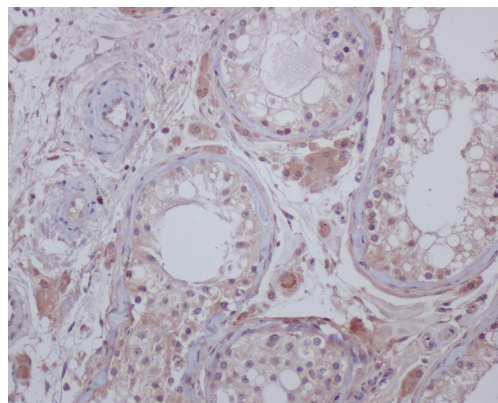


Fig1: Immunohistochemical analysis of paraffin-embedded human testis tissue using anti-C19orf35 mouse mAb.

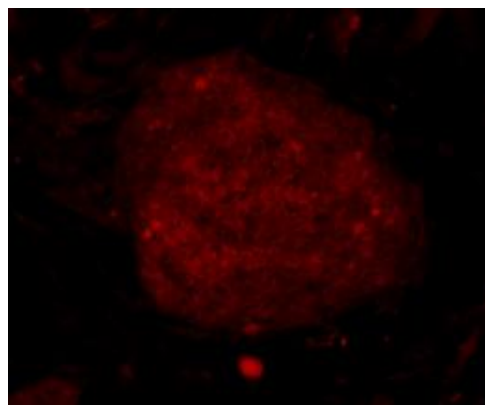


Fig2: ICC staining C19orf35 in human embryonic stem cells (red). Cells were fixed in paraformaldehyde, permeabilised with 0.25% Triton X100/PBS.

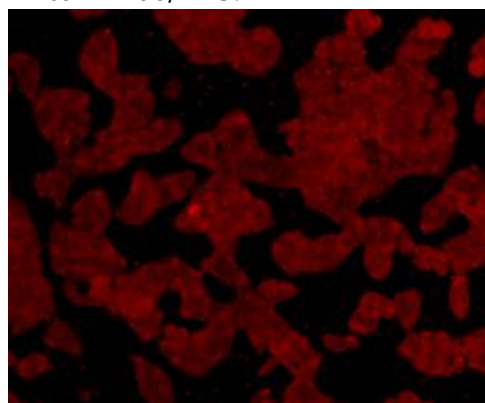


Fig3: ICC staining C19orf35 in HeLa cells (red). Cells were fixed in paraformaldehyde, permeabilised with 0.25% Triton X100/PBS.