

# FJX1 antibody

Catalog Number: 110668

## Product name

FJX1 antibody

## Specificity

Human, Mouse, Rat; other species not tested.

## Antibody description

FJX1 Rabbit Polyclonal antibody. Positive IHC detected in human testis tissue, human hepat°Cirrhosis tissue. Positive WB detected in fetal human brain tissue, mouse brain tissue. Observed molecular weight by Western-blot: 49 kDa

## Preparation

This antibody was obtained by immunization of FJX1 recombinant protein (Accession Number: NM\_014344). Purification method: Antigen affinity purified.

## Formulation

PBS with 0.1% sodium azide and 50% glycerol pH 7.3.

## Storage

Store at -20°C. DO NOT ALIQUOT

## Clonality

Polyclonal

## Ig Type

Rabbit IgG

## Applications

ELISA, WB, IHC

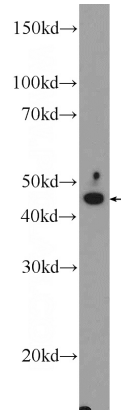
## Dilutions

Recommended Dilution:

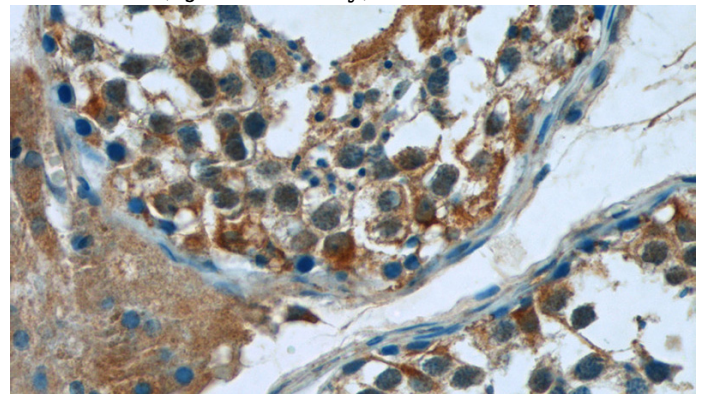
WB: 1:200-1:1000

IHC: 1:20-1:200

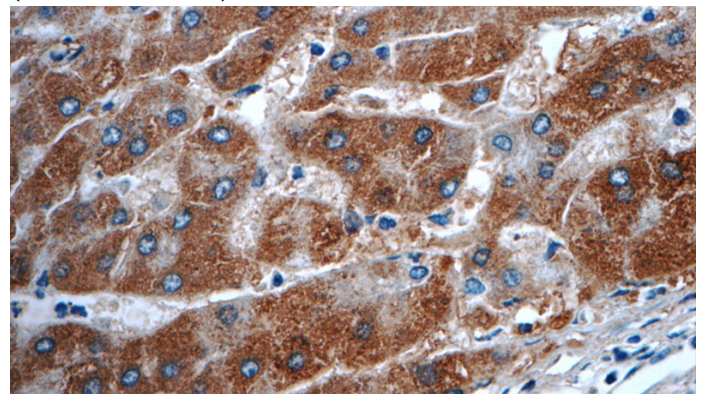
## Validations



fetal human brain tissue were subjected to SDS PAGE followed by western blot with Catalog No:110668(FJX1 Antibody) at dilution of 1:300



Immunohistochemistry of paraffin-embedded human hepatocirrhosis tissue slide using Catalog No:110668(FJX1 Antibody) at dilution of 1:50 (under 40x lens)



# FJX1 antibody



Catalog Number: 110668

---

(under 40x lens)