

# PTGER3 antibody



Catalog Number: 114268

## Product name

PTGER3 antibody

## Specificity

Human, Mouse; other species not tested.

## Antibody description

PTGER3 Rabbit Polyclonal antibody. Positive WB detected in mouse brain tissue, mouse cerebellum tissue. Positive IHC detected in human brain tissue. Observed molecular weight by Western-blot: 48 kDa

## Preparation

This antibody was obtained by immunization of PTGER3 recombinant protein (Accession Number: NM\_198716). Purification method: Antigen affinity purified.

## Formulation

PBS with 0.1% sodium azide and 50% glycerol pH 7.3.

## Storage

Store at -20°C. DO NOT ALIQUOT

## Clonality

Polyclonal

## Ig Type

Rabbit IgG

## Applications

ELISA, IHC, WB


## Dilutions

Recommended Dilution:

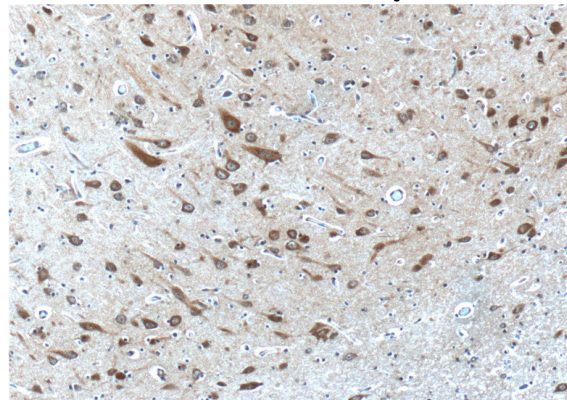
WB: 1:200-1:2000

IHC: 1:20-1:200

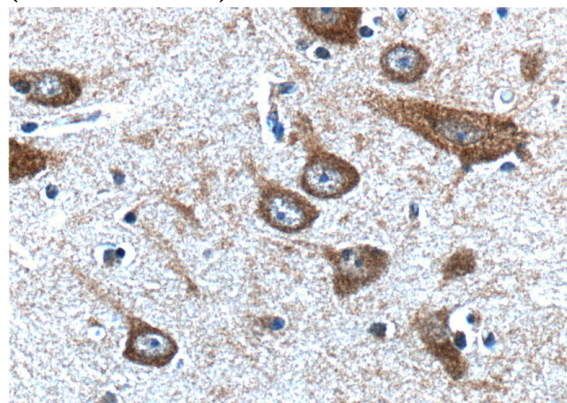
## Validations



mouse brain tissue were subjected to SDS PAGE followed by western blot with Catalog No:114268(PTGER3 Antibody) at dilution of 1:600



Immunohistochemistry of paraffin-embedded human brain tissue slide using Catalog No:114268(PTGER3 Antibody) at dilution of 1:200 (under 10x lens)



Immunohistochemistry of paraffin-embedded human brain tissue slide using Catalog

# PTGER3 antibody



Catalog Number: 114268

---

No:114268(PTGER3 Antibody) at dilution of 1:200 (under 40x lens)