

EIF5A2 antibody

Catalog Number: 110268

Product name

EIF5A2 antibody

IP: 1:200-1:2000

IHC: 1:20-1:200


Specificity

Human, Mouse, Rat; other species not tested.

Antibody description

EIF5A2 Rabbit Polyclonal antibody. Positive IHC detected in human colon cancer tissue. Positive WB detected in mouse brain tissue, A2780 cells, mouse testis tissue. Positive IP detected in mouse brain tissue. Observed molecular weight by Western-blot: 17kd

Validations



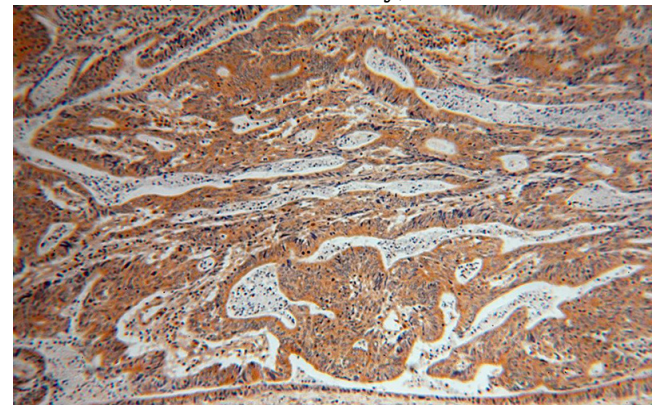
Preparation

This antibody was obtained by immunization of EIF5A2 recombinant protein (Accession Number: NM_020390). Purification method: Antigen affinity purified.

mouse brain tissue were subjected to SDS PAGE followed by western blot with Catalog No:110268(EIF5A2 antibody) at dilution of 1:500

Formulation

PBS with 0.02% sodium azide and 50% glycerol pH 7.3.



Storage

Store at -20°C. DO NOT ALIQUOT

Clonality

Polyclonal

Immunohistochemical of paraffin-embedded human colon cancer using Catalog No:110268(EIF5A2 antibody) at dilution of 1:100 (under 10x lens)

Ig Type

Rabbit IgG

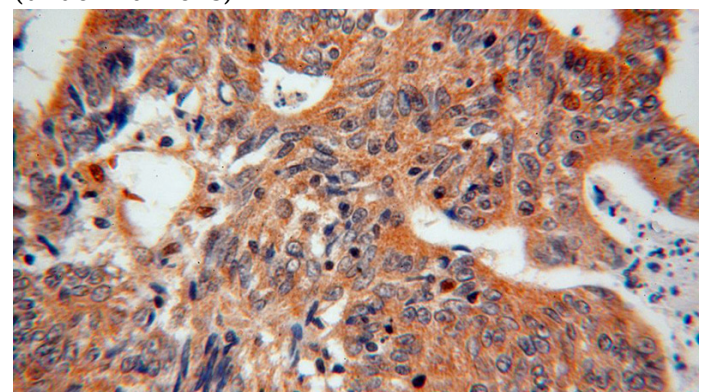
Applications

ELISA, WB, IHC, IP

Dilutions

Recommended Dilution:

WB: 1:200-1:2000



Immunohistochemical of paraffin-embedded

EIF5A2 antibody

Catalog Number: 110268

human colon cancer using Catalog No:110268(EIF5A2 antibody) at dilution of 1:100 (under 40x lens)

IP Result of anti-EIF5A2 (IP:Catalog No:110268, 3ug; Detection:Catalog No:110268 1:500) with mouse brain tissue lysate 4000ug.

