

ZNF259 antibody

Catalog Number: 116968

Product name

ZNF259 antibody

IHC: 1:20-1:200

IF: 1:20-1:200


Specificity

Human; other species not tested.

Validations

Antibody description

ZNF259 Rabbit Polyclonal antibody. Positive IF detected in HepG2 cells. Positive IHC detected in human skin tissue, human ovary tumor tissue. Positive WB detected in human brain tissue, DU 145 cells, HeLa cells, HepG2 cells. Observed molecular weight by Western-blot: 51 kDa



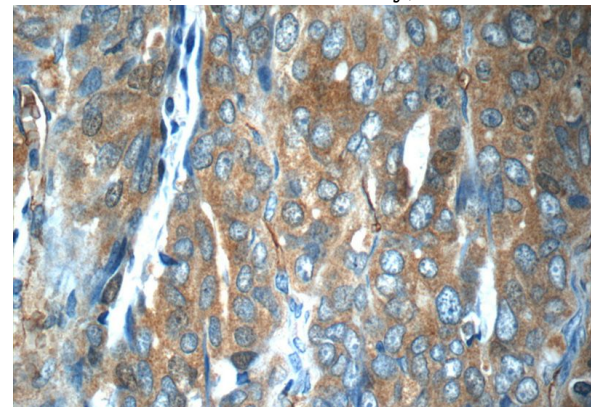
Preparation

This antibody was obtained by immunization of ZNF259 recombinant protein (Accession Number: NM_003904). Purification method: Antigen affinity purified.

human brain tissue were subjected to SDS PAGE followed by western blot with Catalog No:116968(ZNF259 antibody) at dilution of 1:500

Formulation

PBS with 0.02% sodium azide and 50% glycerol pH 7.3.



Storage

Store at -20°C. DO NOT ALIQUOT

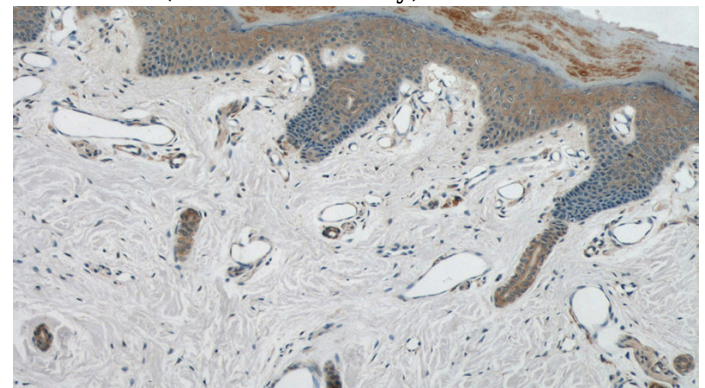
Clonality

Polyclonal

Immunohistochemistry of paraffin-embedded human ovary tumor slide using Catalog No:116968(ZNF259 Antibody) at dilution of 1:50

Ig Type

Rabbit IgG



Applications

ELISA, WB, IHC, IF

Dilutions

Recommended Dilution:

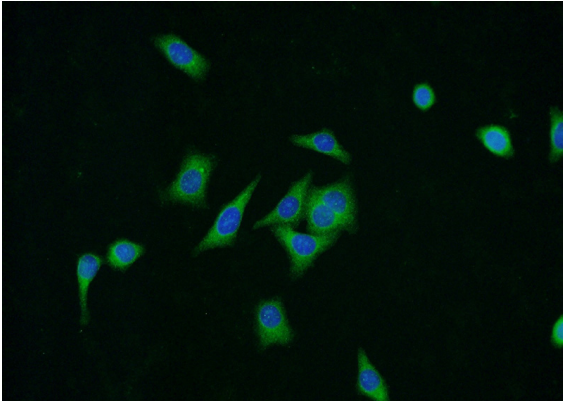
WB: 1:1000-1:10000

Immunohistochemical of paraffin-embedded human skin using Catalog No:116968(ZNF259 Antibody) at dilution of 1:50

ZNF259 antibody

Catalog Number: 116968

antibody) at dilution of 1:100 (under 10x lens)



Immunofluorescent analysis of HepG2 cells using Catalog No:116968(ZNF259 Antibody) at dilution of 1:50 and Alexa Fluor 488-conjugated AffiniPure Goat Anti-Rabbit IgG(H+L)