

# TACC2 antibody

Catalog Number: 115968

## Product name

TACC2 antibody

IHC: 1:20-1:200

IF: 1:10-1:100


## Specificity

Human, Mouse, Rat; other species not tested.

## Antibody description

TACC2 Rabbit Polyclonal antibody. Positive IHC detected in human lung cancer tissue. Positive IF detected in A431 cells. Positive WB detected in mouse testis tissue. Observed molecular weight by Western-blot: 73kd

## Validations



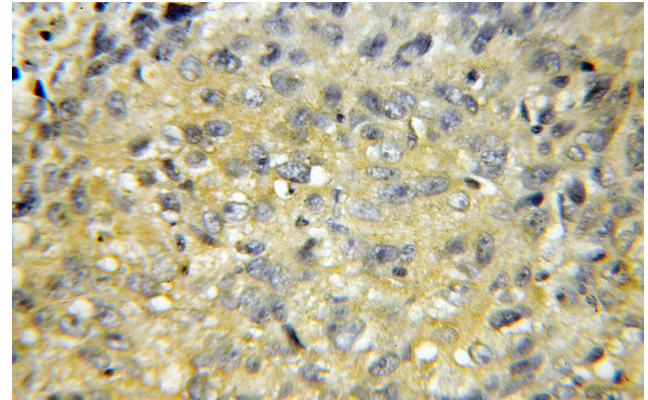
## Preparation

This antibody was obtained by immunization of TACC2 recombinant protein (Accession Number: BC015736). Purification method: Antigen affinity purified.

mouse testis tissue were subjected to SDS PAGE followed by western blot with Catalog No:115968(TACC2 antibody) at dilution of 1:500

## Formulation

PBS with 0.1% sodium azide and 50% glycerol pH 7.3.



## Storage

Store at -20°C. DO NOT ALIQUOT

## Clonality

Polyclonal

Immunohistochemical of paraffin-embedded human lung cancer using Catalog No:115968(TACC2 antibody) at dilution of 1:100 (under 10x lens)

## Ig Type

Rabbit IgG

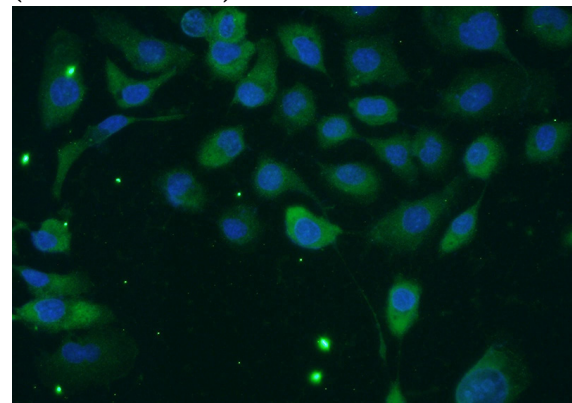
## Applications

ELISA, WB, IHC, IF

## Dilutions

Recommended Dilution:

WB: 1:1000-1:10000



Immunofluorescent analysis of A431 cells using

# TACC2 antibody



Catalog Number: 115968

---

Catalog No:115968(TACC2 Antibody) at dilution of 1:25 and Alexa Fluor 488-conjugated AffiniPure Goat Anti-Rabbit IgG(H+L)