

ARPC5 antibody

Catalog Number: 108168

Product name

ARPC5 antibody

Specificity

Human, Mouse, Rat; other species not tested.

Antibody description

ARPC5 Rabbit Polyclonal antibody. Positive WB detected in mouse brain tissue, HEK-293 cells, mouse spleen tissue, mouse thymus tissue. Positive IHC detected in human gliomas tissue. Observed molecular weight by Western-blot: 18-20kd

Preparation

This antibody was obtained by immunization of ARPC5 recombinant protein (Accession Number: NM_001270439). Purification method: Antigen affinity purified.

Formulation

PBS with 0.02% sodium azide and 50% glycerol pH 7.3.

Storage

Store at -20°C. DO NOT ALIQUOT

Clonality

Polyclonal

Ig Type

Rabbit IgG

Applications

ELISA, IHC, WB


Dilutions

Recommended Dilution:

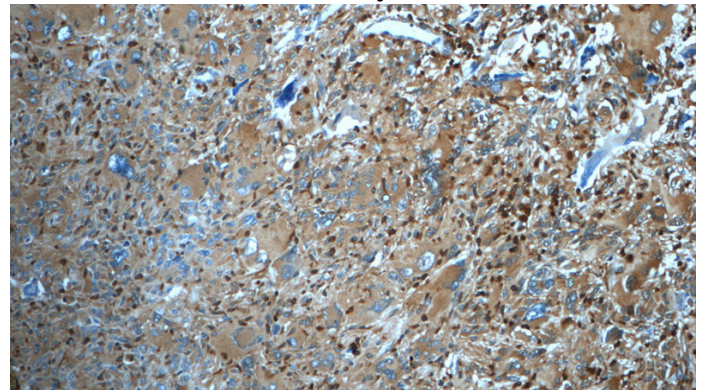
WB: 1:200-1:2000

IHC: 1:20-1:200

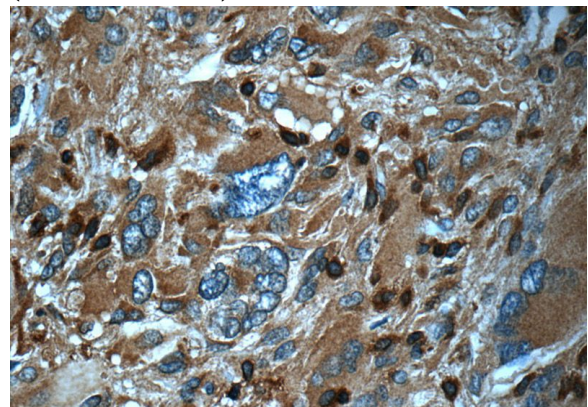
Validations



mouse brain tissue were subjected to SDS PAGE followed by western blot with Catalog No:108168(ARPC5 Antibody) at dilution of 1:600



Immunohistochemistry of paraffin-embedded human gliomas tissue slide using Catalog No:108168(ARPC5 Antibody) at dilution of 1:50 (under 10x lens)



Immunohistochemistry of paraffin-embedded human gliomas tissue slide using Catalog No:108168(ARPC5 Antibody) at dilution of 1:50

ARPC5 antibody



Catalog Number: 108168

(under 40x lens)