

# COQ10A antibody



Catalog Number: 109468

## Product name

COQ10A antibody

## Specificity

Human, Mouse, Rat; other species not tested.

## Antibody description

COQ10A Rabbit Polyclonal antibody. Positive WB detected in human heart tissue, mouse skeletal muscle tissue. Positive IHC detected in human liver tissue. Observed molecular weight by Western-blot: 20-23 kDa

## Preparation

This antibody was obtained by immunization of COQ10A recombinant protein (Accession Number: NM\_144576). Purification method: Antigen affinity purified.

## Formulation

PBS with 0.02% sodium azide and 50% glycerol pH 7.3.

## Storage

Store at -20°C. DO NOT ALIQUOT

## Clonality

Polyclonal

## Ig Type

Rabbit IgG

## Applications

ELISA, WB, IHC


## Dilutions

Recommended Dilution:

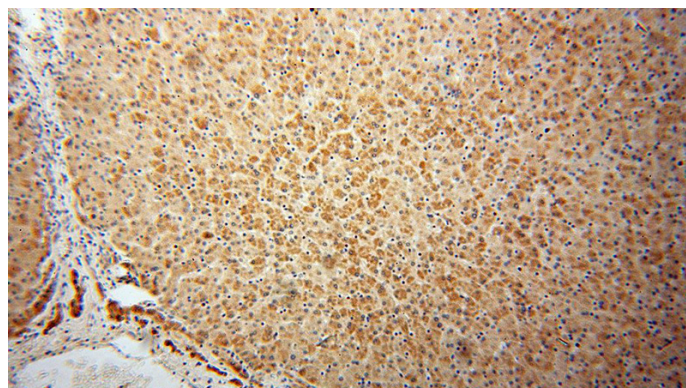
WB: 1:500-1:5000

IHC: 1:20-1:200

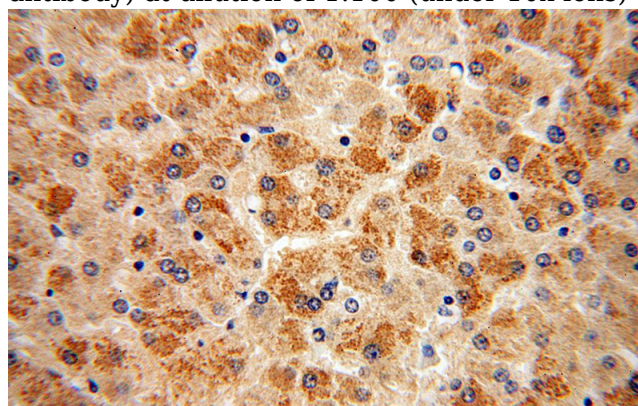
## Validations



human heart tissue were subjected to SDS PAGE followed by western blot with Catalog No:109468(COQ10A antibody) at dilution of 1:1000



Immunohistochemical of paraffin-embedded human liver using Catalog No:109468(COQ10A antibody) at dilution of 1:100 (under 10x lens)



Immunohistochemical of paraffin-embedded human liver using Catalog No:109468(COQ10A antibody) at dilution of 1:100 (under 40x lens)