

UBQLN2 antibody



Catalog Number: 116658

Product name

UBQLN2 antibody

IHC: 1:20-1:200

IF: 1:20-1:200

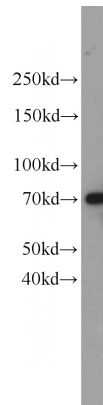
Specificity

Human, Rat; other species not tested.

Validations

Antibody description

UBQLN2 Rabbit Polyclonal antibody. Positive WB detected in rat brain tissue, HEK-293 cells, HepG2 cells. Positive IF detected in HepG2 cells, A431 cells. Positive IHC detected in human testis tissue. Observed molecular weight by Western-blot: 66-70 kDa



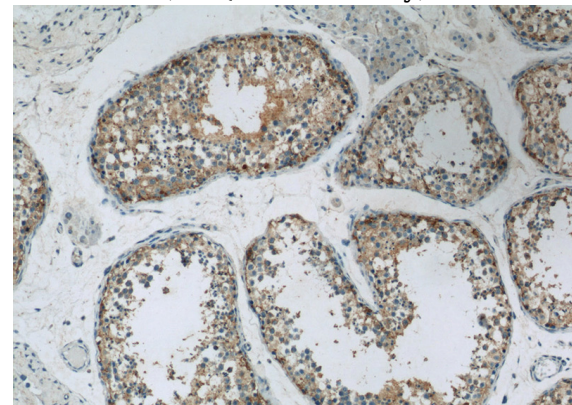
Preparation

This antibody was obtained by immunization of UBQLN2 recombinant protein (Accession Number: NM_013444). Purification method: Antigen affinity purified.

rat brain tissue were subjected to SDS PAGE followed by western blot with Catalog No:116658(UBQLN2 antibody) at dilution of 1:800

Formulation

PBS with 0.02% sodium azide and 50% glycerol pH 7.3.



Storage

Store at -20°C. DO NOT ALIQUOT

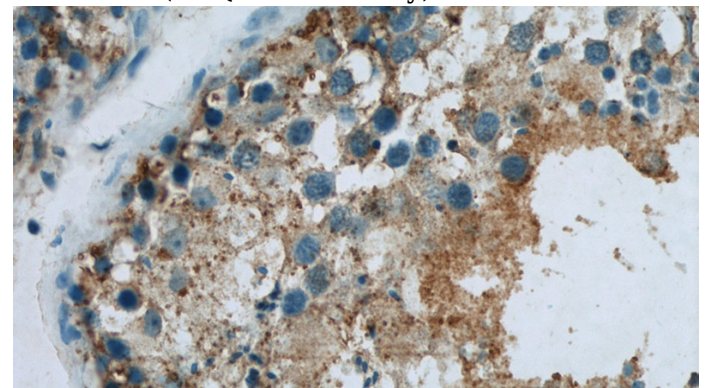
Clonality

Polyclonal

Immunohistochemistry of paraffin-embedded human testis slide using Catalog No:116658(UBQLN2 Antibody) at dilution of 1:50

Ig Type

Rabbit IgG



Applications

ELISA, WB, IHC, IF

Dilutions

Recommended Dilution:

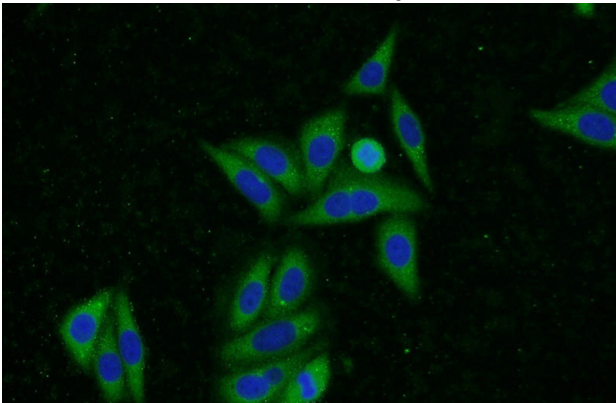
WB: 1:200-1:2000

Immunohistochemistry of paraffin-embedded human testis slide using Catalog

UBQLN2 antibody

Catalog Number: 116658

No:116658(UBQLN2 Antibody) at dilution of 1:50



Immunofluorescent analysis of HepG2 cells using Catalog No:116658(Ubiquilin 2 Antibody) at dilution of 1:50 and Alexa Fluor 488-conjugated AffiniPure Goat Anti-Rabbit IgG(H+L)