

HDGF antibody



Catalog Number: 107258

Product name

HDGF antibody

Specificity

Human, Mouse; other species not tested.

Antibody description

HDGF Mouse Monoclonal antibody. Positive IF detected in Hela cells. Positive IHC detected in human kidney tissue, human brain tissue, human colon cancer tissue, human epididymis tissue, human heart tissue, human liver cancer tissue, human liver tissue, human lung tissue, human ovary tissue, human ovary tumor tissue, human placenta tissue, human renal cell carcinoma tissue, human skin tissue, human spleen tissue. Positive WB detected in HeLa cells, human testis tissue. Observed molecular weight by Western-blot: 40 kDa

Preparation

This antibody was obtained by immunization of HDGF recombinant protein (Accession Number: NM_004494). Purification method: Protein G purified.

Formulation

PBS with 0.1% sodium azide and 50% glycerol pH 7.3.

Storage

Store at -20°C. DO NOT ALIQUOT

Clonality

Monoclonal

Ig Type

Mouse IgG1

Applications

ELISA, WB, IHC, IF

Dilutions


Recommended Dilution:

WB: 1:500-1:5000

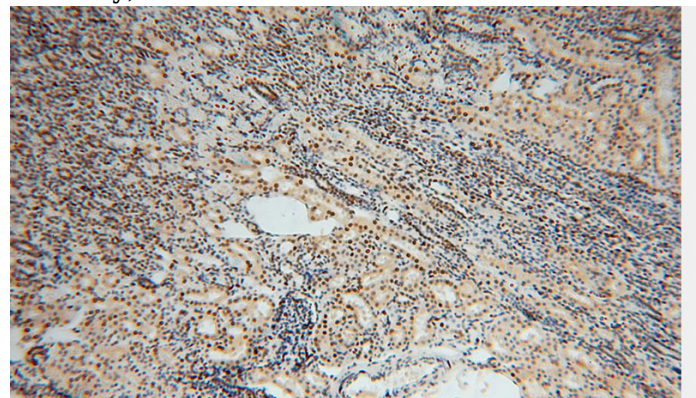
IHC: 1:20-1:200

IF: 1:10-1:100

Validations



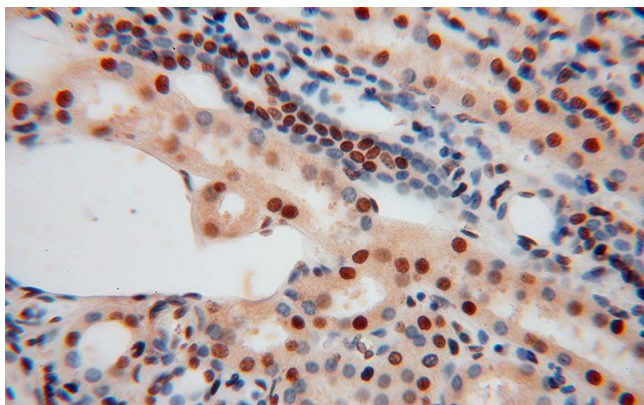
HeLa cells were subjected to SDS PAGE followed by western blot with Catalog No:107258(HDGF antibody) at dilution of 1:1000



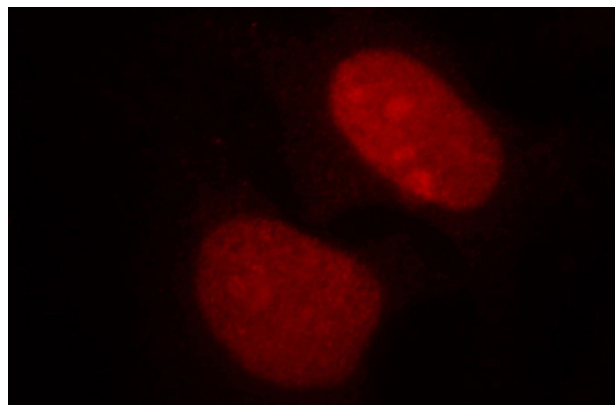
Immunohistochemical of paraffin-embedded human kidney using Catalog No:107258(HDGF antibody) at dilution of 1:50 (under 10x lens)

HDGF antibody

Catalog Number: 107258



Immunohistochemical of paraffin-embedded human kidney using Catalog No:107258(HDGF antibody) at dilution of 1:50 (under 40x lens)



Immunofluorescent analysis of HeLa cells, using HDGF antibody Catalog No: at 1:25 dilution and Rhodamine-labeled goat anti-mouse IgG (red).