

# S100A14 antibody

Catalog Number: 114958

## Product name

S100A14 antibody

## Specificity

Human; other species not tested.

## Antibody description

S100A14 Rabbit Polyclonal antibody. Positive IHC detected in human skin tissue, human colon cancer tissue, human gliomas tissue. Positive IF detected in HeLa cells.

## Preparation

This antibody was obtained by immunization of S100A14 recombinant protein (Accession Number: XM\_017001875). Purification method: Antigen affinity purified.

## Formulation

PBS with 0.1% sodium azide and 50% glycerol pH 7.3.

## Storage

Store at -20°C. DO NOT ALIQUOT

## Clonality

Polyclonal

## Ig Type

Rabbit IgG

## Applications

ELISA, IHC, IF

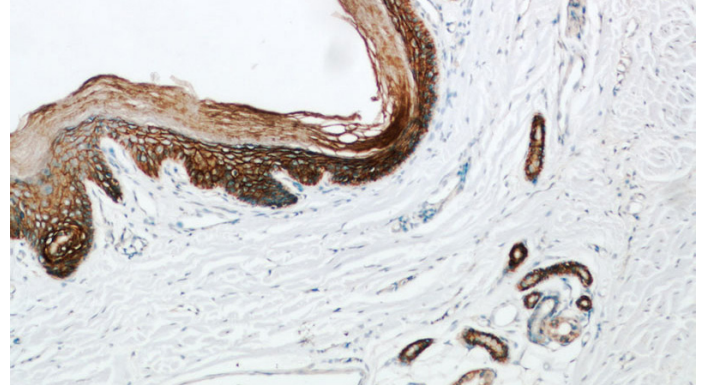
## Dilutions

Recommended Dilution:

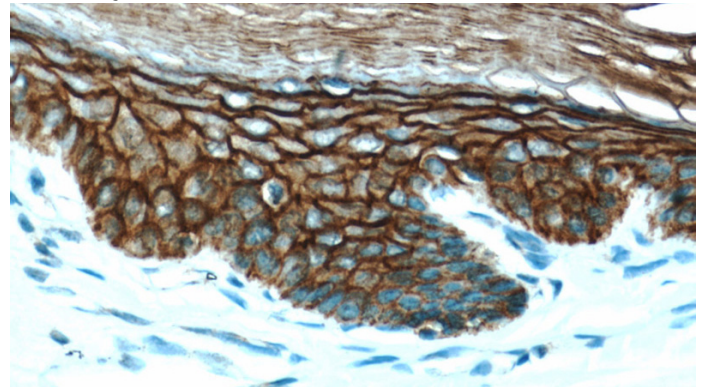
IHC: 1:20-1:200

IF: 1:10-1:100

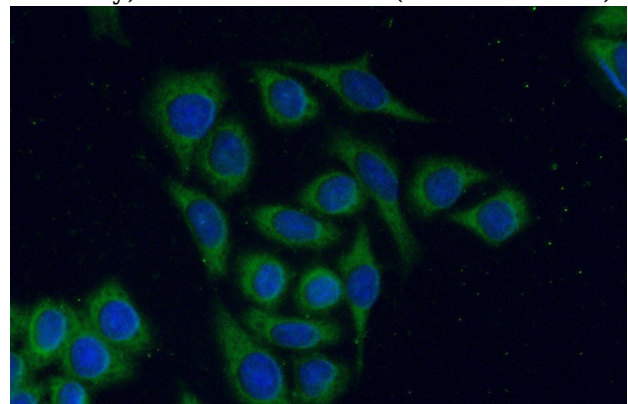
## Validations



Immunohistochemical of paraffin-embedded human skin using Catalog No:114958(S100A14 antibody) at dilution of 1:50 (under 10x lens)



Immunohistochemical of paraffin-embedded human skin using Catalog No:114958(S100A14 antibody) at dilution of 1:50 (under 40x lens)



Immunofluorescent analysis of (-20oc Ethanol) fixed HeLa cells using Catalog No:114958(S100A14 Antibody) at dilution of 1:25 and Alexa Fluor 488-conjugated AffiniPure Goat Anti-Rabbit IgG(H+L)