

TNRC4 antibody



Catalog Number: 116158

Product name

TNRC4 antibody

Recommended Dilution:

WB: 1:500-1:5000

Immunogen

IHC: 1:20-1:200

[Human TNRC4 Recombinant protein \(His tag\)](#)

Specificity

Human, Mouse; other species not tested.

Antibody description

TNRC4 Rabbit Polyclonal antibody. Positive IHC detected in human testis tissue, human cerebellum tissue. Positive WB detected in mouse lung tissue, mouse spleen tissue. Observed molecular weight by Western-blot: 55 kDa

Preparation

This antibody was obtained by immunization of TNRC4 recombinant protein (Accession Number: NM_001291106). Purification method: Antigen affinity purified.

Formulation

PBS with 0.1% sodium azide and 50% glycerol pH 7.3.

Storage

Store at -20°C. DO NOT ALIQUOT

Clonality

Polyclonal

Ig Type


Rabbit IgG

Applications

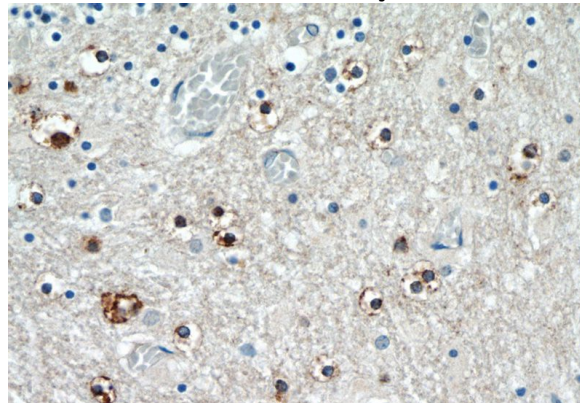
ELISA, WB, IHC

Dilutions

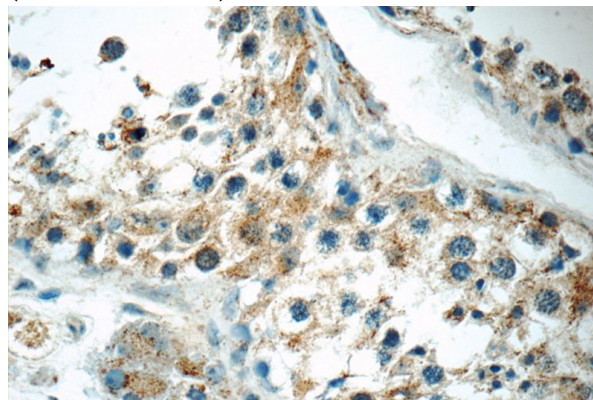
Validations



mouse lung tissue were subjected to SDS PAGE followed by western blot with Catalog No:116158(TNRC4 Antibody) at dilution of 1:1000



Immunohistochemistry of paraffin-embedded human cerebellum tissue slide using Catalog No:116158(TNRC4 Antibody) at dilution of 1:50 (under 40x lens)



TNRC4 antibody



Catalog Number: 116158

Immunohistochemistry of paraffin-embedded human testis tissue slide using Catalog

No:116158(TNRC4 Antibody) at dilution of 1:50 (under 40x lens)