

# DNAJB6 Polyclonal Antibody

Catalog Number: 165158

## Product name

DNAJB6 Polyclonal Antibody

## Specificity

Human, Mouse, Rat

## Antibody description

Polyclonal antibody to DNAJB6

## Preparation

Antigen: Recombinant fusion protein containing a sequence corresponding to amino acids 177-326 of human DNAJB6 (NP\_490647.1).

## Formulation

PBS with 0.02% sodium azide, 50% glycerol, pH7.3.

## Storage

Store at -20°C. Avoid freeze / thaw cycles.

## Clonality

Polyclonal

## Ig Type

Rabbit IgG

## Applications

WB, IHC, IF

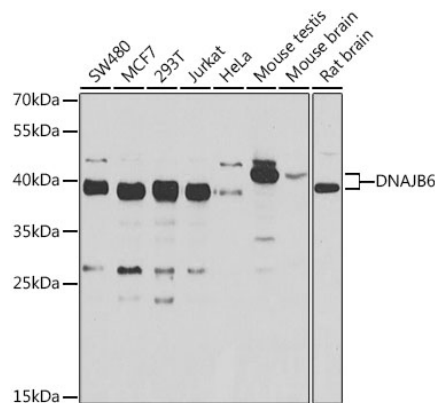
## Dilutions

WB 1:500 - 1:2000

IHC 1:50 - 1:200

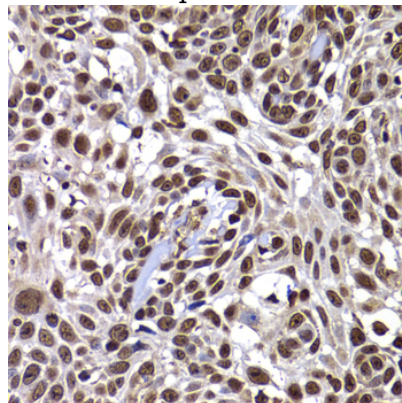
IF 1:50 - 1:100

## Validations



Western blot - DNAJB6 Polyclonal Antibody

Western blot analysis of extracts of various cell lines, using DNAJB6 antibody at 1:1000 dilution. Secondary antibody: HRP Goat Anti-Rabbit IgG (H+L) at 1:10000 dilution. Lysates/proteins: 25ug per lane. Blocking buffer: 3% nonfat dry milk in TBST. Detection: ECL Basic Kit. Exposure time: 10s.



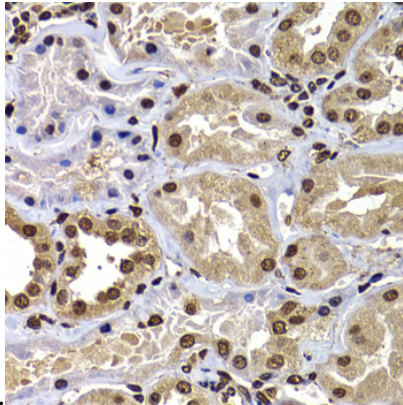
Immunohistochemistry - DNAJB6 Polyclonal Antibody

Immunohistochemistry of paraffin-embedded human well-differentiated squamous skin carcinoma using DNAJB6 antibody at dilution of

# DNAJB6 Polyclonal Antibody



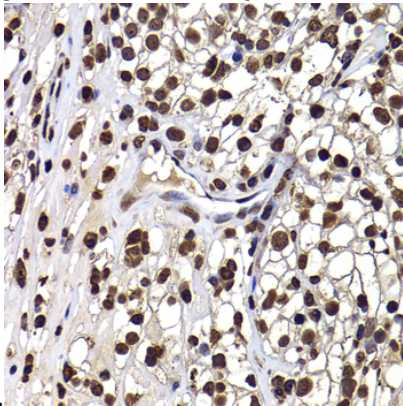
Catalog Number: 165158



1:100 (40x lens).

Immunohistochemistry - DNAJB6 Polyclonal Antibody

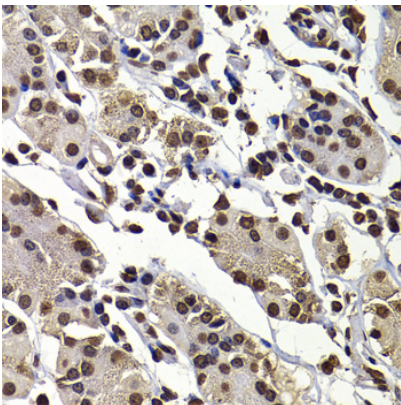
Immunohistochemistry of paraffin-embedded human kidney using DNAJB6 antibody at dilution



of 1:100 (40x lens).

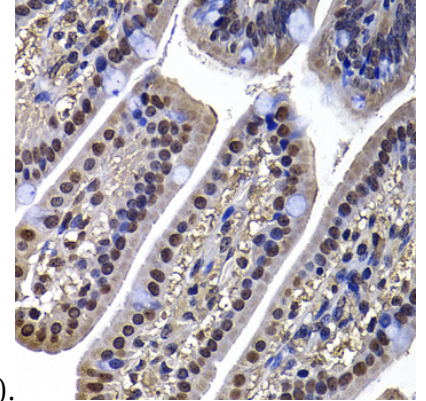
Immunohistochemistry - DNAJB6 Polyclonal Antibody

Immunohistochemistry of paraffin-embedded human kidney cancer using DNAJB6 antibody at dilution of 1:100 (40x lens).



Immunohistochemistry - DNAJB6 Polyclonal Antibody

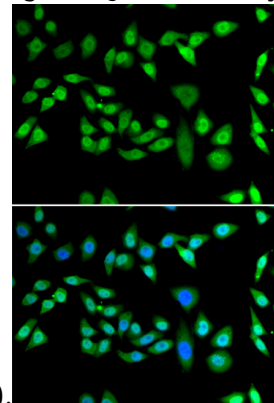
Immunohistochemistry of paraffin-embedded human stomach using DNAJB6 antibody at dilution



of 1:100 (40x lens).

Immunohistochemistry - DNAJB6 Polyclonal Antibody

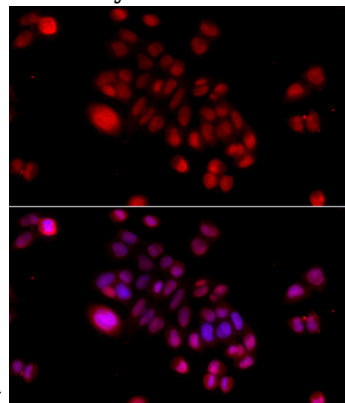
Immunohistochemistry of paraffin-embedded mouse ileum using DNAJB6 antibody at dilution of



1:100 (40x lens).

Immunofluorescence - DNAJB6 Polyclonal Antibody

Immunofluorescence analysis of U2OS cells using DNAJB6 antibody . Blue: DAPI for nuclear



staining.

Immunofluorescence - DNAJB6 Polyclonal

# DNAJB6 Polyclonal Antibody



Catalog Number: 165158

---

Antibody

DNAJB6 antibody at dilution of 1:100 (40x lens).

Blue: DAPI for nuclear staining.

Immunofluorescence analysis of HeLa cells using