

NFKB2,p52,p100-Specific antibody



Catalog Number: 113158

Product name

NFKB2,p52,p100-Specific antibody

WB: 1:200-1:2000

IHC: 1:20-1:200

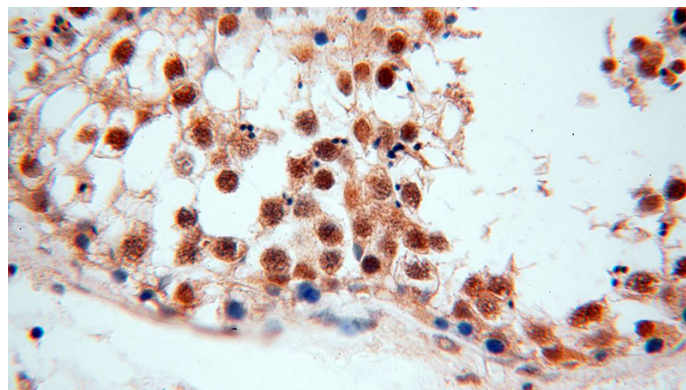
Specificity

Human, Mouse; other species not tested.

Validations

Antibody description

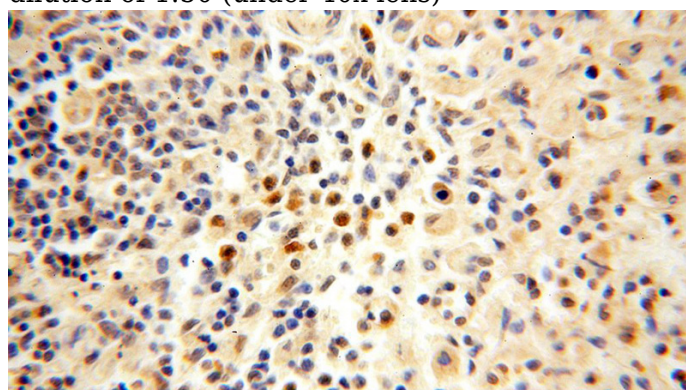
NFKB2,p52,p100-Specific Rabbit Polyclonal antibody. Positive IHC detected in human testis tissue, human brain tissue, human kidney tissue, human lung tissue, human ovary tissue, human placenta tissue, human spleen tissue. Positive WB detected in A431 cells, HeLa cells, MCF-7 cells, mouse heart tissue. Observed molecular weight by Western-blot: 52/100kd



Immunohistochemical of paraffin-embedded human testis using Catalog No:113158(NFKB2,p52,p100-Specific antibody) at dilution of 1:50 (under 40x lens)

Preparation

This antibody was obtained by immunization of Peptide (Accession Number: NM_001077494). Purification method: Antigen affinity purified.



Immunohistochemical of paraffin-embedded human spleen using Catalog No:113158(NFKB2,p52,p100-Specific antibody) at

Formulation

PBS with 0.02% sodium azide and 50% glycerol pH 7.3.

Storage

Store at -20°C. DO NOT ALIQUOT

Clonality

Polyclonal

Ig Type

Rabbit IgG

Applications


ELISA, IHC, WB

Dilutions

Recommended Dilution:

dilution of 1:50 (under 40x lens)

A431 cells were subjected to SDS PAGE followed



NFKB2,p52,p100-Specific antibody



Catalog Number: 113158

by western blot with Catalog

No:113158(NFKB2,p52,p100-Specific Antibody) at
dilution of 1:600