

RNF170 antibody

Catalog Number: 114748

Product name

RNF170 antibody

Specificity

Human; other species not tested.

Antibody description

RNF170 Rabbit Polyclonal antibody. Positive IHC detected in human breast cancer tissue, human kidney tissue. Positive WB detected in human brain tissue, human placenta tissue. Observed molecular weight by Western-blot: 27kd

Preparation

This antibody was obtained by immunization of RNF170 recombinant protein (Accession Number: NM_001160224). Purification method: Antigen affinity purified.

Formulation

PBS with 0.02% sodium azide and 50% glycerol pH 7.3.

Storage

Store at -20°C. DO NOT ALIQUOT

Clonality

Polyclonal

Ig Type

Rabbit IgG

Applications

ELISA, WB, IHC

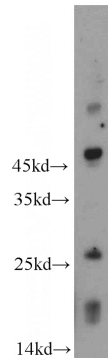
Dilutions

Recommended Dilution:

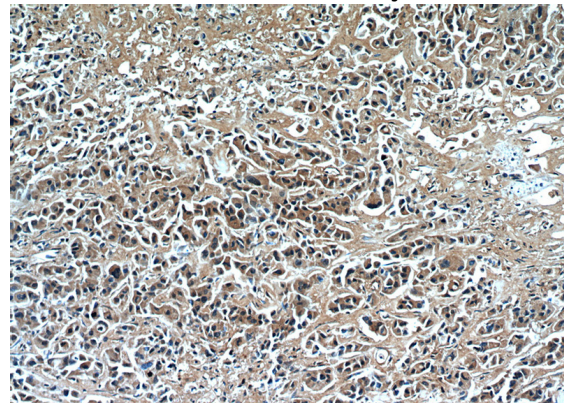
WB: 1:200-1:2000

IHC: 1:20-1:200

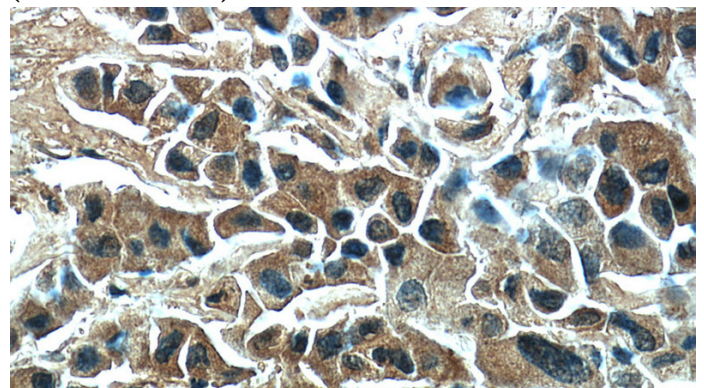
Validations



human brain tissue were subjected to SDS PAGE followed by western blot with Catalog No:114748(RNF170 antibody) at dilution of 1:500



Immunohistochemical of paraffin-embedded human breast cancer using Catalog No:114748(RNF170 antibody) at dilution of 1:50 (under 10x lens)



Immunohistochemical of paraffin-embedded human breast cancer using Catalog No:114748(RNF170 antibody) at dilution of 1:50

RNF170 antibody



Catalog Number: 114748

(under 40x lens)