

TST antibody

Catalog Number: 107648

Product name

TST antibody

Immunogen

[Human TST Recombinant protein \(His tag\)](#)

Specificity

Human, Mouse, Rat; other species not tested.

Antibody description

TST Mouse Monoclonal antibody. Positive WB detected in rat brain tissue, human brain tissue, mouse brain tissue, mouse liver tissue, rat liver tissue. Positive IHC detected in human liver tissue, human kidney tissue. Observed molecular weight by Western-blot: 33 kDa

Preparation

This antibody was obtained by immunization of TST recombinant protein (Accession Number: NM_003312). Purification method: Protein A purified.

Formulation

PBS with 0.02% sodium azide and 50% glycerol pH 7.3.

Storage

Store at -20°C. DO NOT ALIQUOT

Clonality

Monoclonal

Ig Type

Mouse IgG2a

Applications

ELISA, IHC, WB

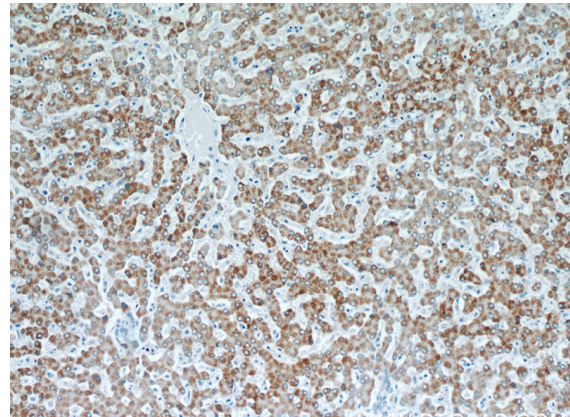
Dilutions

Recommended Dilution:

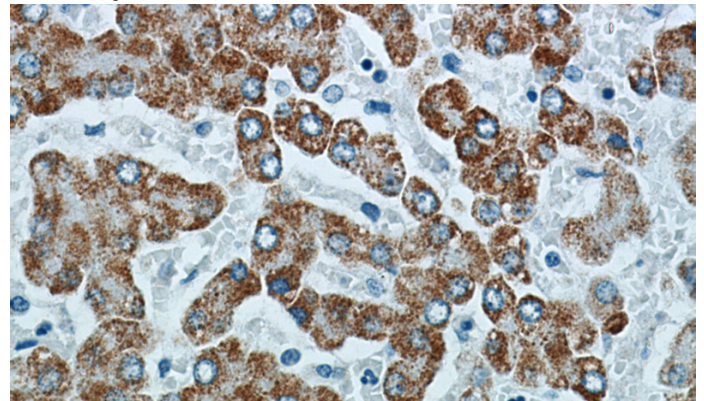
WB: 1:500-1:5000

IHC: 1:20-1:200

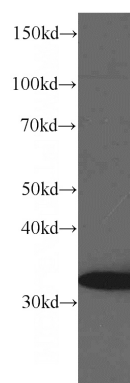
Validations



Immunohistochemical of paraffin-embedded human liver using Catalog No:107648(TST antibody) at dilution of 1:50 (under 10x lens)



Immunohistochemical of paraffin-embedded human liver using Catalog No:107648(TST antibody) at dilution of 1:50 (under 40x lens)



TST antibody



Catalog Number: 107648

rat brain tissue were subjected to SDS PAGE

followed by western blot with Catalog
No:107648(TST Antibody) at dilution of 1:1000