

Ubiquilin 1 antibody

Catalog Number: 116648

Product name

Ubiquilin 1 antibody

IHC: 1:20-1:200

IF: 1:10-1:100

Specificity

Human, Rat; other species not tested.

Antibody description

Ubiquilin 1 Rabbit Polyclonal antibody. Positive IF detected in PC-3 cells. Positive IHC detected in human pancreas tissue, human gliomas tissue. Positive WB detected in rat brain tissue, Transfected HEK-293 cells. Observed molecular weight by Western-blot: 71 kDa

Preparation

This antibody was obtained by immunization of Ubiquilin 1 recombinant protein (Accession Number: NM_053067). Purification method: Antigen Affinity purified.

Formulation

PBS with 0.02% sodium azide and 50% glycerol pH 7.3.

Storage

Store at -20°C. DO NOT ALIQUOT

Clonality

Polyclonal

Ig Type

Rabbit IgG

Applications


ELISA, IHC, WB, IF

Dilutions

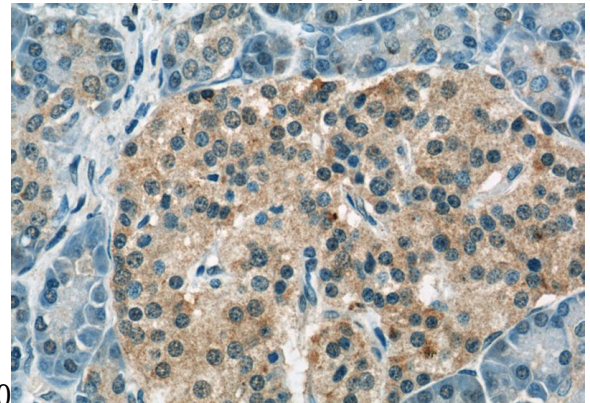
Recommended Dilution:

WB: 1:200-1:1000

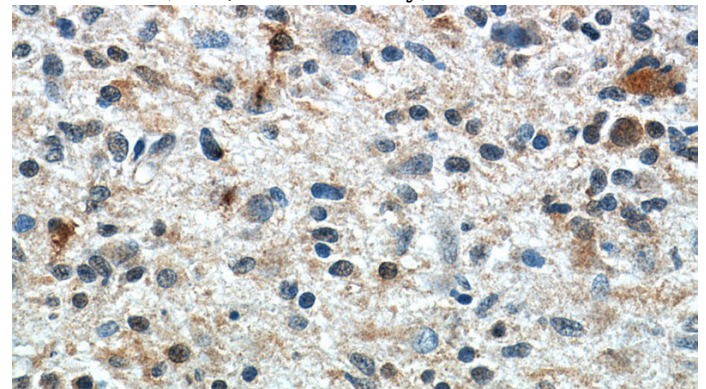
Validations



rat brain tissue were subjected to SDS PAGE followed by western blot with Catalog No:116648(Ubiquilin 1 Antibody) at dilution of



Immunohistochemistry of paraffin-embedded human pancreas slide using Catalog No:116648(UBQLN1 Antibody) at dilution of 1:50

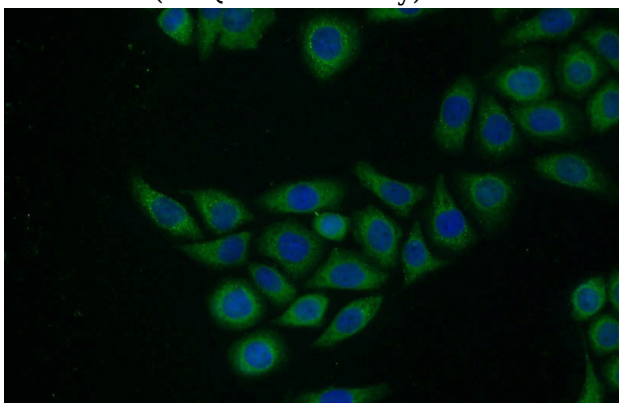


Immunohistochemistry of paraffin-embedded human gliomas slide using Catalog

Ubiquilin 1 antibody

Catalog Number: 116648

No:116648(UBQLN1 Antibody) at dilution of 1:50



Immunofluorescent analysis of PC-3 cells using Catalog No:116648(Ubiquilin 1 Antibody) at dilution of 1:25 and Alexa Fluor 488-conjugated AffiniPure Goat Anti-Rabbit IgG(H+L)