

BTN3A3 antibody

Catalog Number: 108548

Product name

BTN3A3 antibody

IP: 1:200-1:2000

IF: 1:10-1:100


Specificity

Human; other species not tested.

Validations

Antibody description

BTN3A3 Rabbit Polyclonal antibody. Positive IP detected in Jurkat cells. Positive WB detected in Jurkat cells, U-937 cells. Positive IF detected in HepG2 cells. Observed molecular weight by Western-blot: 65 kDa



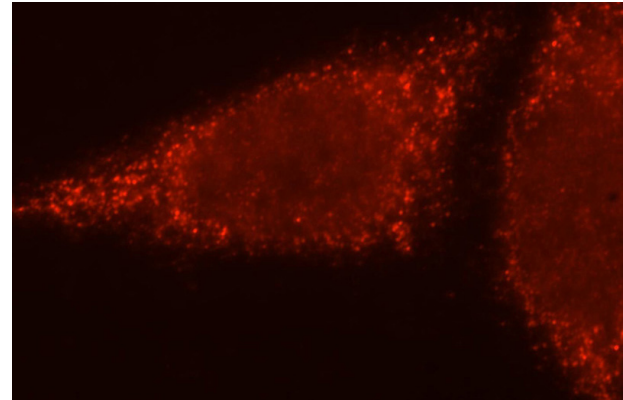
Preparation

This antibody was obtained by immunization of BTN3A3 recombinant protein (Accession Number: NM_006994). Purification method: Antigen affinity purified.

Jurkat cells were subjected to SDS PAGE followed by western blot with Catalog No:108548(BTN3A3 antibody) at dilution of 1:500

Formulation

PBS with 0.02% sodium azide and 50% glycerol pH 7.3.



Storage

Store at -20°C. DO NOT ALIQUOT

Clonality

Polyclonal

Ig Type

Rabbit IgG

Applications

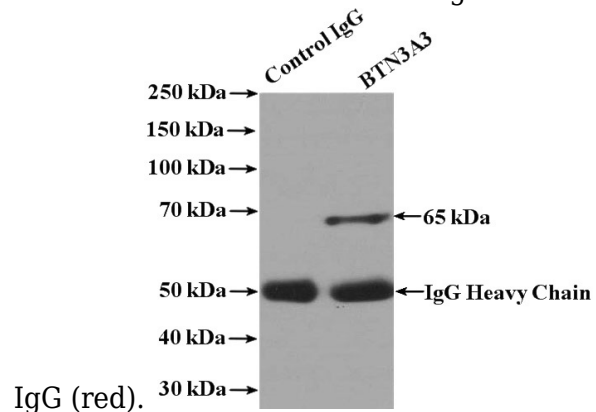
ELISA, WB, IF, IP

Dilutions

Recommended Dilution:

WB: 1:1000-1:10000

Immunofluorescent analysis of HepG2 cells, using BTN3A3 antibody Catalog No:108548 at 1:25 dilution and Rhodamine-labeled goat anti-rabbit



IP Result of anti-BTN3A3 (IP:Catalog No:108548,

BTN3A3 antibody



Catalog Number: 108548

4ug; Detection:Catalog No:108548 1:500) with Jurkat cells lysate 4000ug.