

# RAP1GDS1 antibody



Catalog Number: 114548

## Product name

RAP1GDS1 antibody

IP: 1:200-1:2000

IHC: 1:20-1:200


## Specificity

Human, Mouse; other species not tested.

## Validations

## Antibody description

RAP1GDS1 Rabbit Polyclonal antibody. Positive IP detected in mouse brain tissue. Positive WB detected in mouse brain tissue. Positive IHC detected in human gliomas tissue. Observed molecular weight by Western-blot: 66 kDa



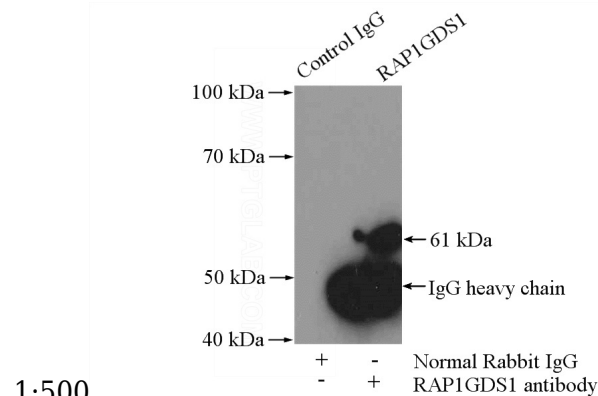
## Preparation

This antibody was obtained by immunization of RAP1GDS1 recombinant protein (Accession Number: NM\_021159). Purification method: Antigen affinity purified.

mouse brain tissue were subjected to SDS PAGE followed by western blot with Catalog No:114548(RAP1GDS1 antibody) at dilution of

## Formulation

PBS with 0.1% sodium azide and 50% glycerol pH 7.3.



## Storage

Store at -20°C. DO NOT ALIQUOT

IP Result of anti-RAP1GDS1 (IP:Catalog No:114548, 3ug; Detection:Catalog No:114548 1:500) with mouse brain tissue lysate 4000ug.

## Clonality

Polyclonal

## Ig Type

Rabbit IgG

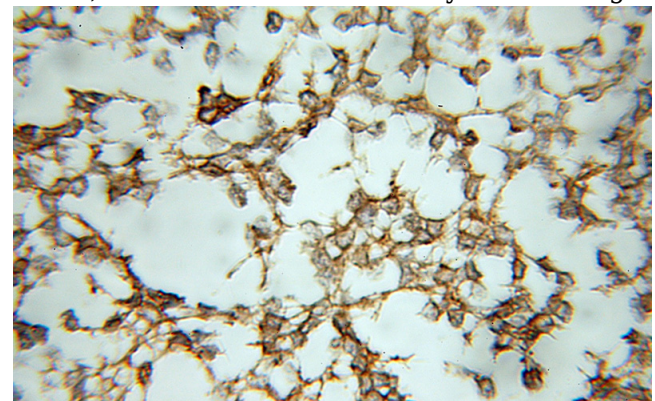
## Applications

ELISA, WB, IHC, IP

## Dilutions

Recommended Dilution:

WB: 1:200-1:2000



Immunohistochemical of paraffin-embedded

# RAP1GDS1 antibody



Catalog Number: 114548

---

human gliomas using Catalog

No:114548(RAP1GDS1 antibody) at dilution of  
1:50 (under 10x lens)