

TNNC1 antibody



Catalog Number: 116148

Product name

TNNC1 antibody

IHC: 1:20-1:200

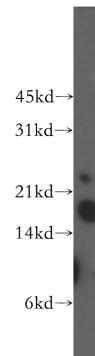
Specificity

Human, Mouse, Rat; other species not tested.

Antibody description

TNNC1 Rabbit Polyclonal antibody. Positive WB detected in human stomach tissue. Positive IHC detected in human heart tissue, human lung tissue. Observed molecular weight by Western-blot: 18 kDa

Validations



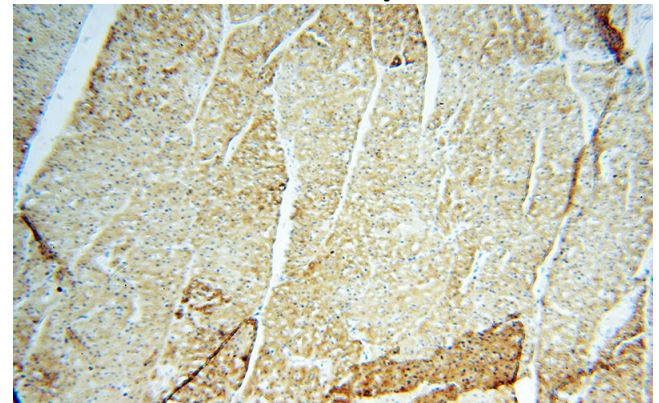
Preparation

This antibody was obtained by immunization of TNNC1 recombinant protein (Accession Number: NM_003280). Purification method: Antigen affinity purified.

human stomach tissue were subjected to SDS PAGE followed by western blot with Catalog No:116148(TNNC1 antibody) at dilution of 1:500

Formulation

PBS with 0.02% sodium azide and 50% glycerol pH 7.3.



Storage

Store at -20°C. DO NOT ALIQUOT

Immunohistochemical of paraffin-embedded human heart using Catalog No:116148(TNNC1 antibody) at dilution of 1:50 (under 10x lens)

Clonality

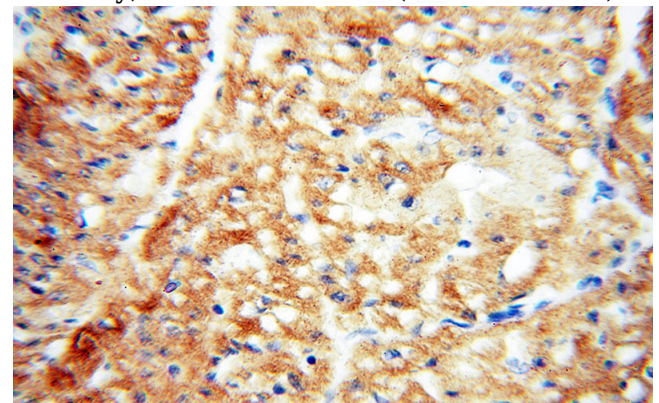
Polyclonal

Ig Type

Rabbit IgG

Applications

ELISA, WB, IHC



Dilutions

Recommended Dilution:

WB: 1:500-1:5000

Immunohistochemical of paraffin-embedded human heart using Catalog No:116148(TNNC1 antibody) at dilution of 1:50 (under 40x lens)