

DEF6 antibody

Catalog Number: 109848

Product name

DEF6 antibody

IP: 1:200-1:2000

IHC: 1:20-1:200

Specificity

Human, Mouse, Rat; other species not tested.

Antibody description

DEF6 Rabbit Polyclonal antibody. Positive IP detected in Jurkat cells. Positive WB detected in Jurkat cells. Positive IHC detected in human tonsillitis tissue. Observed molecular weight by Western-blot: 74 kDa

Preparation

This antibody was obtained by immunization of DEF6 recombinant protein (Accession Number: BC017504). Purification method: Antigen affinity purified.

Formulation

PBS with 0.1% sodium azide and 50% glycerol pH 7.3.

Storage

Store at -20°C. DO NOT ALIQUOT

Clonality

Polyclonal

Ig Type

Rabbit IgG

Applications

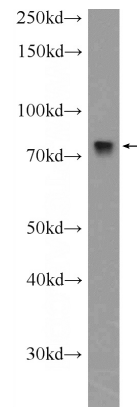
ELISA, WB, IHC, IP

Dilutions

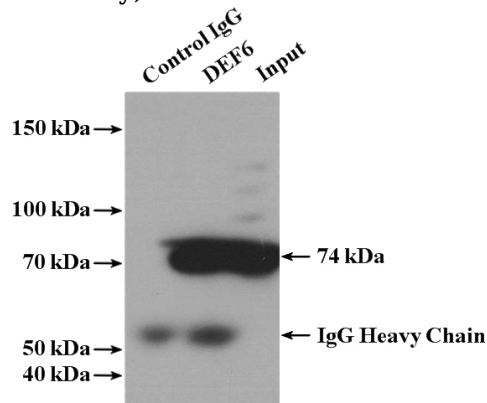
Recommended Dilution:

WB: 1:200-1:2000

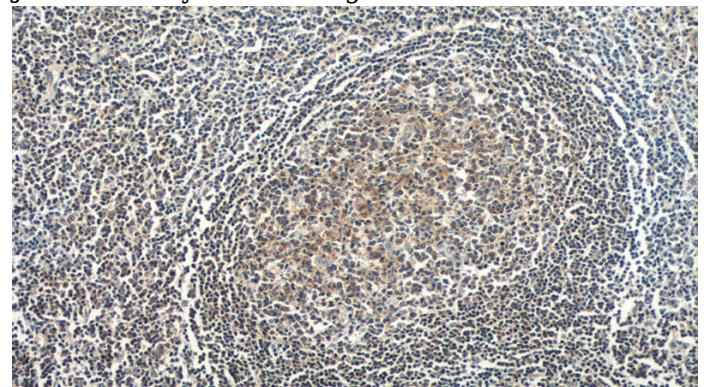
Validations



Jurkat cells were subjected to SDS PAGE followed by western blot with Catalog No:109848(DEF6 Antibody) at dilution of 1:600



IP Result of anti-DEF6 (IP:Catalog No:109848, 4ug; Detection:Catalog No:109848 1:600) with Jurkat cells lysate 2400ug.

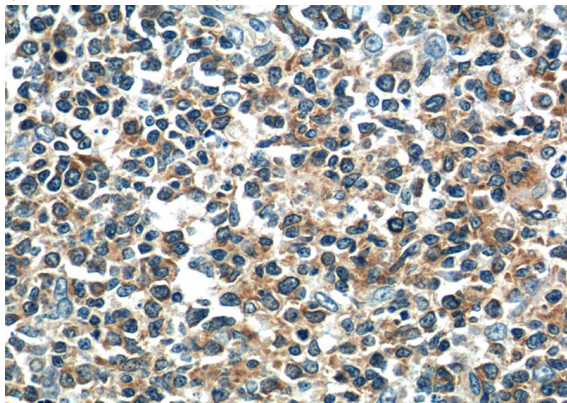


Immunohistochemistry of paraffin-embedded human tonsillitis tissue slide using Catalog

DEF6 antibody

Catalog Number: 109848

No:109848(DEF6 Antibody) at dilution of 1:50
(under 10x lens)



Immunohistochemistry of paraffin-embedded
human tonsillitis tissue slide using Catalog
No:109848(DEF6 Antibody) at dilution of 1:50
(under 40x lens)