

# WBP2NL antibody



Catalog Number: 116848

## Product name

WBP2NL antibody

## Immunogen

[Human WBP2NL Recombinant protein \(His tag\)](#)

## Specificity

Human, Mouse; other species not tested.

## Antibody description

WBP2NL Rabbit Polyclonal antibody. Positive IHC detected in human testis tissue. Positive WB detected in human testis tissue, mouse testis tissue. Observed molecular weight by Western-blot: 32 kDa

## Preparation

This antibody was obtained by immunization of WBP2NL recombinant protein (Accession Number: XM\_047441175). Purification method: Antigen affinity purified.

## Formulation

PBS with 0.02% sodium azide and 50% glycerol pH 7.3.

## Storage

Store at -20°C. DO NOT ALIQUOT

## Clonality

Polyclonal

## Ig Type

Rabbit IgG

## Applications

ELISA, WB, IHC


## Dilutions

Recommended Dilution:

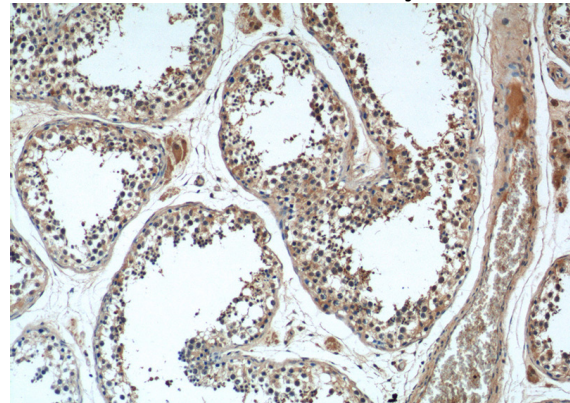
WB: 1:200-1:2000

IHC: 1:20-1:200

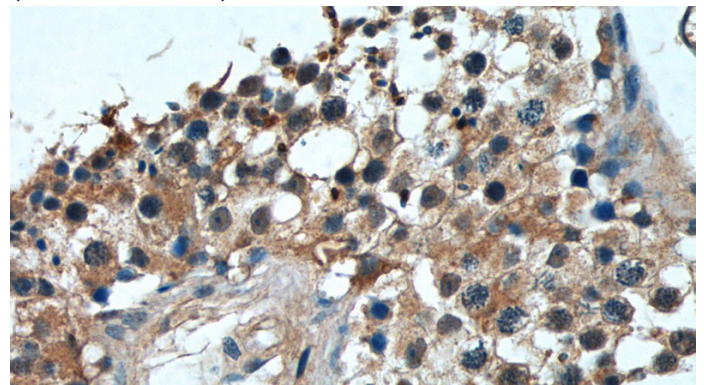
## Validations



human testis tissue were subjected to SDS PAGE followed by western blot with Catalog No:116848(WBP2NL Antibody) at dilution of 1:600



Immunohistochemistry of paraffin-embedded human testis tissue slide using Catalog No:116848(WBP2NL Antibody) at dilution of 1:50 (under 10x lens)



# WBP2NL antibody



Catalog Number: 116848

---

Immunohistochemistry of paraffin-embedded human testis tissue slide using Catalog

No:116848(WBP2NL Antibody) at dilution of 1:50 (under 40x lens)