

# Bestrophin-3 antibody



Catalog Number: 108448

## Product name

Bestrophin-3 antibody

## Specificity

Human, Mouse; other species not tested.

## Antibody description

Bestrophin-3 Rabbit Polyclonal antibody. Positive WB detected in mouse colon tissue. Positive IHC detected in human skeletal muscle tissue. Observed molecular weight by Western-blot: 76-78 kDa, 50-55 kDa

## Preparation

This antibody was obtained by immunization of Bestrophin-3 recombinant protein (Accession Number: BC028087). Purification method: Antigen affinity purified.

## Formulation

PBS with 0.02% sodium azide and 50% glycerol pH 7.3.

## Storage

Store at -20°C. DO NOT ALIQUOT

## Clonality

Polyclonal

## Ig Type

Rabbit IgG

## Applications

ELISA, WB, IHC


## Dilutions

Recommended Dilution:

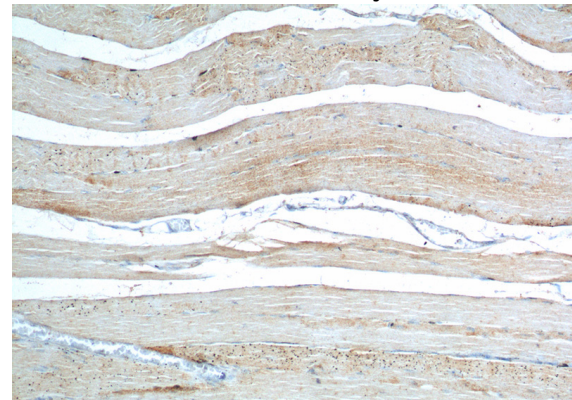
WB: 1:200-1:2000

IHC: 1:50-1:500

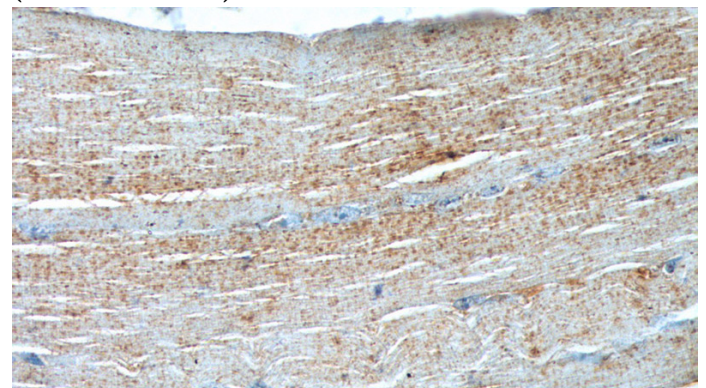
## Validations



mouse colon tissue were subjected to SDS PAGE followed by western blot with Catalog No:117121(BEST3 antibody) at dilution of 1:200



Immunohistochemistry of paraffin-embedded human skeletal muscle tissue slide using Catalog No:117121(BEST3 Antibody) at dilution of 1:200 (under 10x lens).



Immunohistochemistry of paraffin-embedded human skeletal muscle tissue slide using Catalog No:117121(BEST3 Antibody) at dilution of 1:200

# Bestrophin-3 antibody



Catalog Number: 108448

---

(under 40x lens).