

CD1D antibody

Catalog Number: 107048

Product name

CD1D antibody

Specificity

Human; other species not tested.

Antibody description

CD1D Mouse Monoclonal antibody. Positive IHC detected in human skin tissue, human small intestine tissue. Positive WB detected in human testis tissue. Observed molecular weight by Western-blot: 40 kDa

Preparation

This antibody was obtained by immunization of CD1D recombinant protein (Accession Number: NM_001766). Purification method: Protein G purified.

Formulation

PBS with 0.02% sodium azide and 50% glycerol pH 7.3.

Storage

Store at -20°C. DO NOT ALIQUOT

Clonality

Monoclonal

Ig Type

Mouse IgG1

Applications

ELISA, WB, IHC


Dilutions

Recommended Dilution:

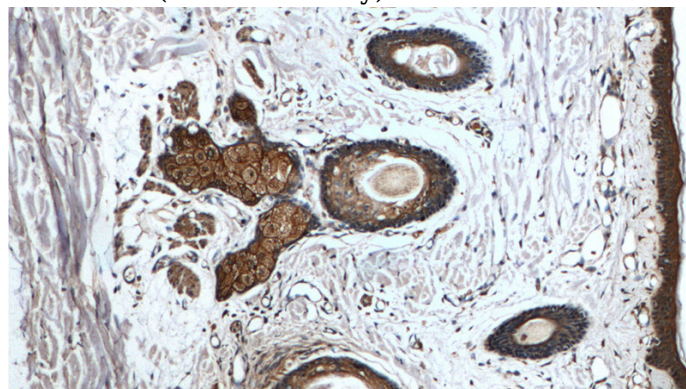
WB: 1:500-1:5000

IHC: 1:20-1:200

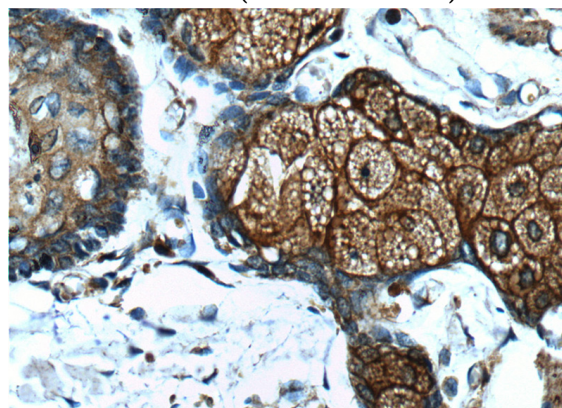
Validations



human testis tissue were subjected to SDS PAGE followed by western blot with Catalog No:107048(CD1D Antibody) at dilution of 1:1000



Immunohistochemistry of paraffin-embedded human skin tissue slide using (CD1D Antibody) at dilution of 1:100 (under 10x lens).



Immunohistochemistry of paraffin-embedded human skin tissue slide using (CD1D Antibody) at dilution of 1:100 (under 40x lens).