

SALL4 antibody

Catalog Number: 115048

Product name

SALL4 antibody

IP: 1:200-1:2000

IHC: 1:20-1:200

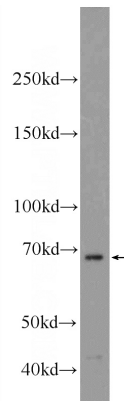
Specificity

Human; other species not tested.

Validations

Antibody description

SALL4 Rabbit Polyclonal antibody. Positive IP detected in HepG2 cells. Positive WB detected in HepG2 cells. Positive IHC detected in human testis tissue, human ovary tumor tissue. Observed molecular weight by Western-blot: 66-75kDa



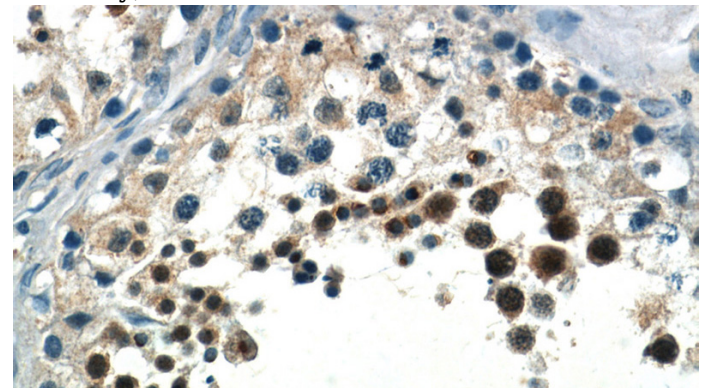
Preparation

This antibody was obtained by immunization of SALL4 recombinant protein (Accession Number: NM_020436). Purification method: Antigen affinity purified.

HepG2 cells were subjected to SDS PAGE followed by western blot with Catalog No:115048(SALL4 Antibody) at dilution of 1:1000

Formulation

PBS with 0.1% sodium azide and 50% glycerol pH 7.3.



Storage

Store at -20°C. DO NOT ALIQUOT

Clonality

Polyclonal

Immunohistochemistry of paraffin-embedded human testis slide using Catalog No:115048(SALL4 Antibody) at dilution of 1:50

Ig Type

Rabbit IgG

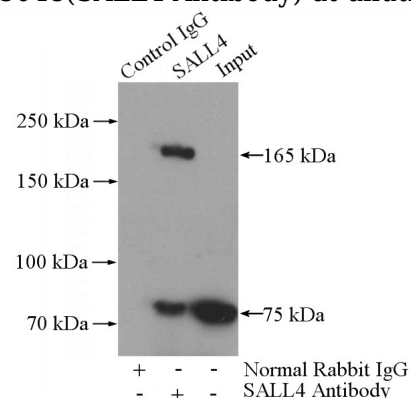
Applications

ELISA, WB, IHC, IP

Dilutions

Recommended Dilution:

WB: 1:500-1:5000



IP Result of anti-SALL4 (IP:Catalog No:115048, 4ug; Detection:Catalog No:115048 1:600) with

SALL4 antibody



Catalog Number: 115048

HepG2 cells lysate 3600ug.